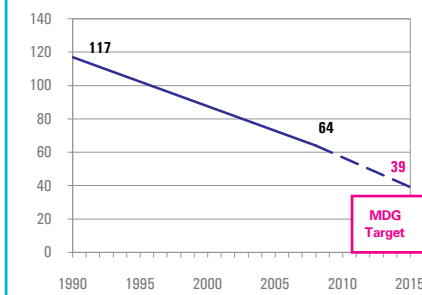


DEMOGRAPHICS

Total population (000)	6,836	(2008)
Total under-five population (000)	871	(2008)
Total number of births (000)	193	(2008)
Under-five mortality rate (per 1,000 live births)	64	(2008)
Total number of under-five deaths (000)	12	(2008)
Infant mortality rate (per 1,000 live births)	54	(2008)
Neonatal mortality rate (per 1,000 live births)	38	(2004)
HIV prevalence rate (15-49 years, %)	0.3	(2007)
Population below international poverty line of US\$1.25 per day (%)	22	(2004)

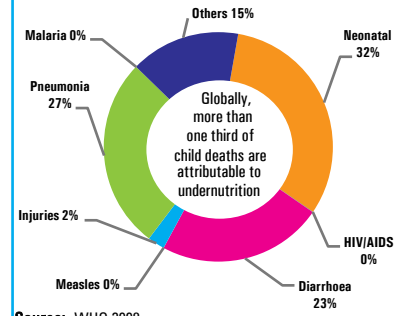
Under-five mortality rate

Deaths per 1,000 live births



Source: IGME 2009

Causes of under-five deaths, 2004



Source: WHO 2008

NUTRITIONAL STATUS

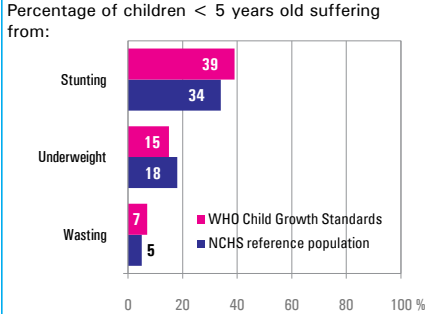
Burden of undernutrition (2008)

WHO Child Growth Standards

Stunted (under-fives, 000):	341	Underweight (under-fives, 000):	131
Share of developing world stunting burden (%):	0.2	Wasted (under-fives, 000):	58
Stunting country rank:	63	Severely wasted (under-fives, 000):	27

Current nutritional status

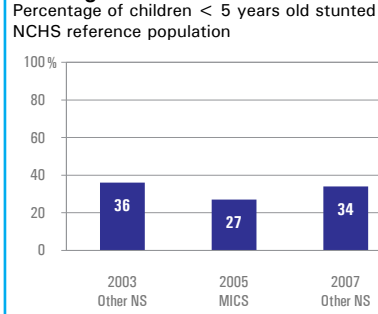
Percentage of children < 5 years old suffering from:



Source: Other NS 2007

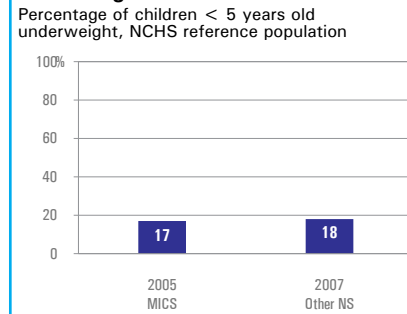
Stunting trends

Percentage of children < 5 years old stunted NCHS reference population



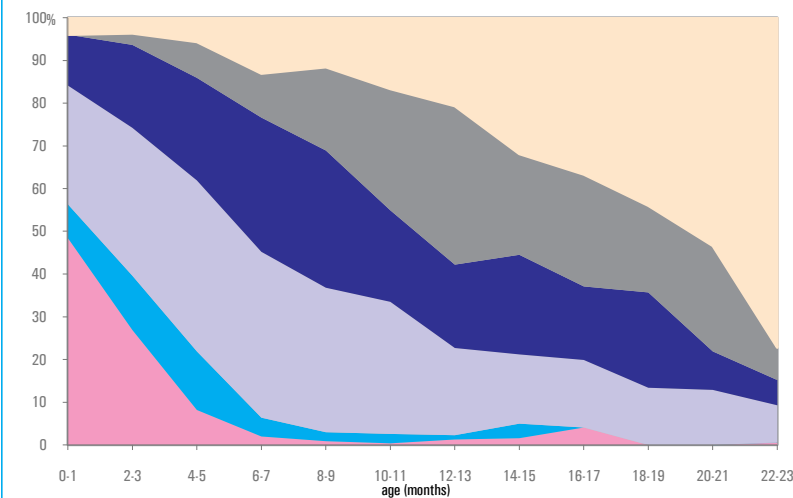
Underweight trends

Percentage of children < 5 years old underweight, NCHS reference population



INFANT AND YOUNG CHILD FEEDING

Infant feeding practices, by age



Source: MICS 2005

Exclusive breastfeeding

Percentage of infants < 6 months old exclusively breastfed

