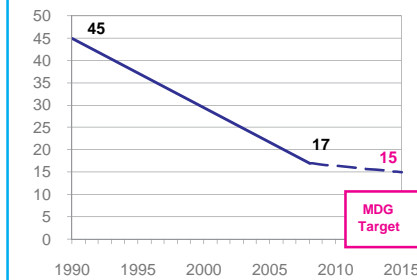


DEMOGRAPHICS

Total population (000)	108,55	(2008)
Total under-five population (000)	10,281	(2008)
Total number of births (000)	2,049	(2008)
Under-five mortality rate (per 1,000 live births)	17	(2008)
Total number of under-five death	36	(2008)
Infant mortality rate (per 1,000)	15	(2008)
Neonatal mortality rate (per 1,000 live)	11	(2004)
HIV prevalence rate (15-49 years,	0.3	(2007)
Population below international poverty line of US\$1.25 per day	<2	(2006)

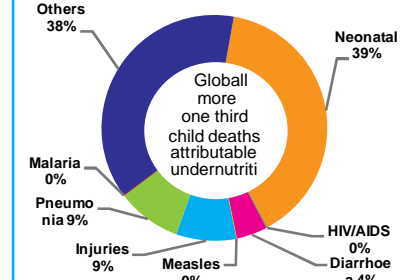
Under-five mortality rate

Deaths per 1,000 live births



Source:IGME 2009

Causes of under-five deaths, 2004



Source:WHO 2008

NUTRITIONAL STATUS

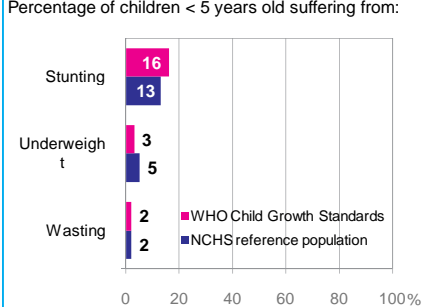
Burden of undernutrition (2008)

WHO Child Growth Standards

Stunted (under-fives, 000):	1,594	Underweight (under-fives, 000):	350
Share of developing world stunting burden	0.8	Wasted (under-fives, 000):	206
Stunting country rank:	22	Severely wasted (under-fives, 000):	-

Current nutritional status

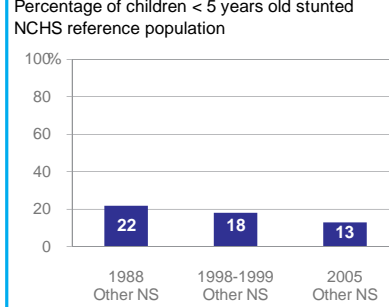
Percentage of children < 5 years old suffering from:



Source:Other NS 2005

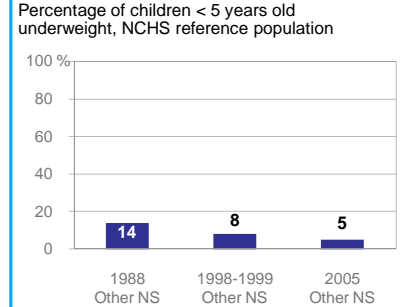
Stunting trends

Percentage of children < 5 years old stunted NCHS reference population



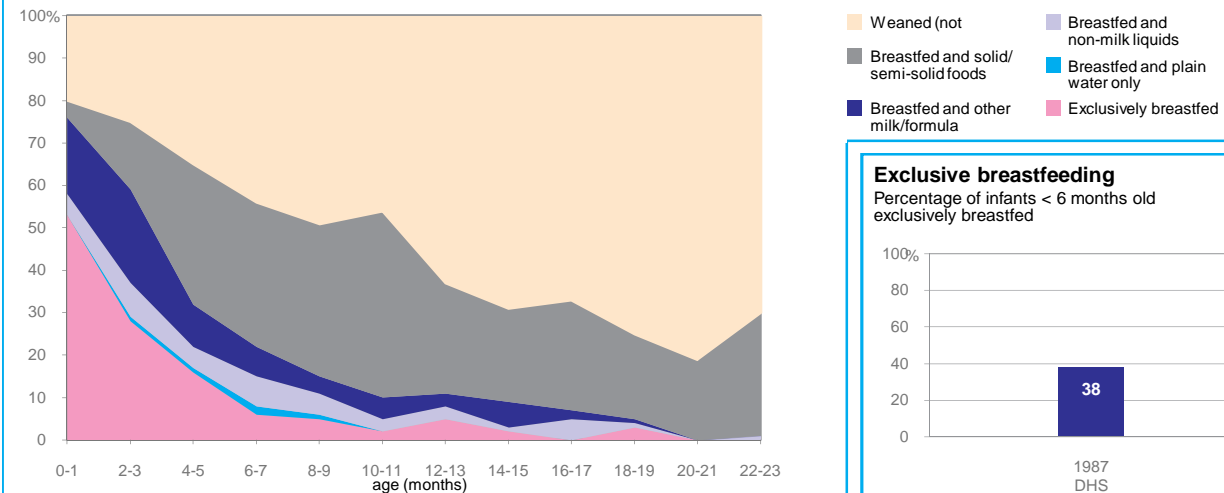
Underweight trends

Percentage of children < 5 years old underweight, NCHS reference population



INFANT AND YOUNG CHILD FEEDING

Infant feeding practices, by age



Source:DHS 1987

Exclusive breastfeeding

Percentage of infants < 6 months old exclusively breastfed

