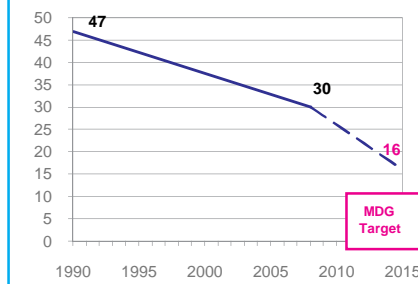


DEMOGRAPHICS

Total population (000)	4,307	(2008)
Total under-five population (000)	241	(2008)
Total number of births (000)	52	(2008)
Under-five mortality rate (per 1,000 live births)	30	(2008)
Total number of under-five death	2	(2008)
Infant mortality rate (per 1,000)	26	(2008)
Neonatal mortality rate (per 1,000 live)	25	(2004)
HIV prevalence rate (15-49 years,	0.1	(2007)
Population below international poverty line of US\$1.25 per day	13	(2005)

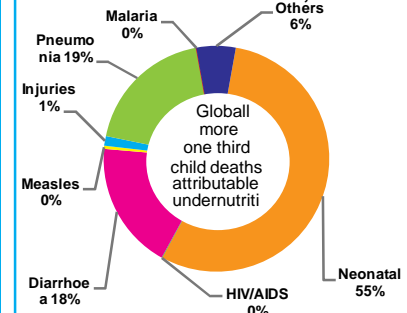
Under-five mortality rate

Deaths per 1,000 live births



Source:IGME 2009

Causes of under-five deaths, 2004



Source:WHO 2008

NUTRITIONAL STATUS

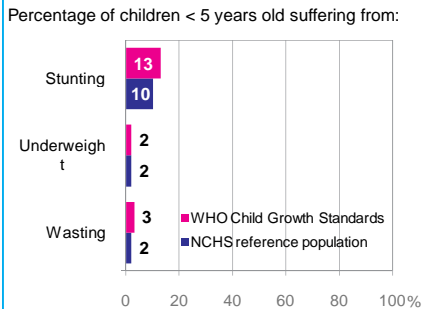
Burden of undernutrition (2008)

WHO Child Growth Standards

Stunted (under-fives, 000):	32	Underweight (under-fives, 000):	5
Share of developing world stunting burden	0.0	Wasted (under-fives, 000):	7
Stunting country rank:	111	Severely wasted (under-fives, 000):	2

Current nutritional status

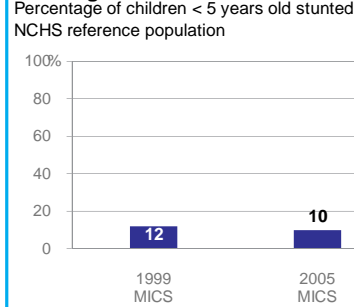
Percentage of children < 5 years old suffering from:



Source:MICS 2005

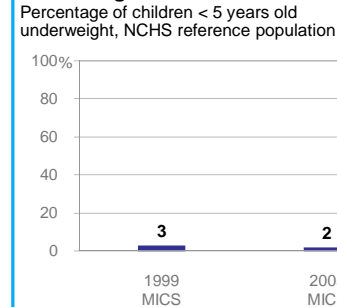
Stunting trends

Percentage of children < 5 years old stunted NCHS reference population



Underweight trends

Percentage of children < 5 years old underweight, NCHS reference population



INFANT AND YOUNG CHILD FEEDING

Infant feeding practices, by age

No Data

- Weaned (not)
- Breastfed and solid/semi-solid foods
- Breastfed and other milk/formula
- Breastfed and non-milk liquids
- Breastfed and plain water only
- Exclusively breastfed

Exclusive breastfeeding

Percentage of infants < 6 months old exclusively breastfed

