

Micronesia, Federated States of

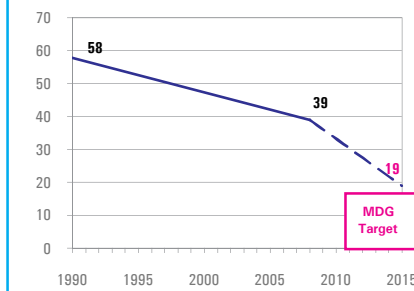
Nutrition Profile

DEMOGRAPHICS

Total population (000)	110	(2008)
Total under-five population (000)	14	(2008)
Total number of births (000)	3	(2008)
Under-five mortality rate (per 1,000 live births)	39	(2008)
Total number of under-five deaths (000)	0	(2008)
Infant mortality rate (per 1,000 live births)	32	(2008)
Neonatal mortality rate (per 1,000 live births)	11	(2004)
HIV prevalence rate (15-49 years, %)	-	-
Population below international poverty line of US\$1.25 per day (%)	-	-

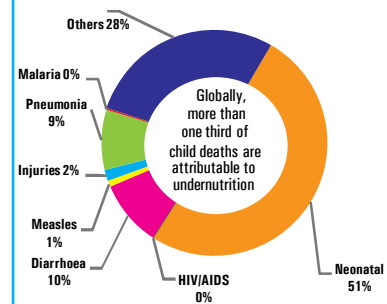
Under-five mortality rate

Deaths per 1,000 live births



Source: IGME 2009

Causes of under-five deaths, 2004



Source: WHO 2008

NUTRITIONAL STATUS

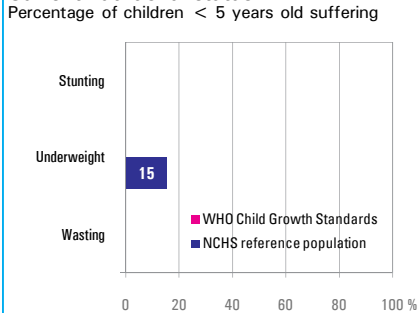
Burden of undernutrition (2008)

NCHS reference population

Stunted (under-fives, 000):	-	Underweight (under-fives, 000):	2
Share of developing world stunting burden (%):	-	Wasted (under-fives, 000):	-
Stunting country rank:	-	Severely wasted (under-fives, 000):	-

Current nutritional status

Percentage of children < 5 years old suffering



Source: Other NS 1997

Stunting trends

Percentage of children < 5 years old stunted

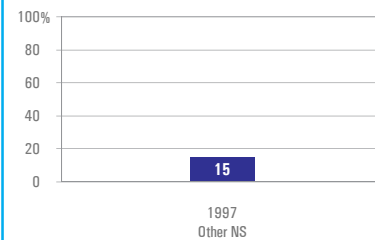
NCHS reference population

No Data

Underweight trends

Percentage of children < 5 years old underweight

NCHS reference population



INFANT AND YOUNG CHILD FEEDING

Infant feeding practices, by age

- Weaned (not breastfed)
- Breastfed and solid/semi-solid foods
- Breastfed and other milk/formula
- Breastfed and non-milk liquids
- Breastfed and plain water only
- Exclusively breastfed

No Data

Exclusive breastfeeding

Percentage of infants < 6 months old breastfed

