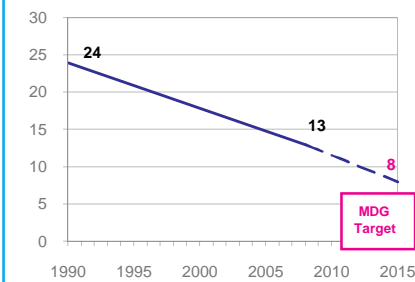


DEMOGRAPHICS

Total population (000)	9,679	(2008)
Total under-five population (000)	472	(2008)
Total number of births (000)	96	(2008)
Under-five mortality rate (per 1,000 live births)	13	(2008)
Total number of under-five death	1	(2008)
Infant mortality rate (per 1,000)	11	(2008)
Neonatal mortality rate (per 1,000 live)	3	(2004)
HIV prevalence rate (15-49 years,	0.2	(2007)
Population below international poverty line of US\$1.25 per day	<2	(2005)

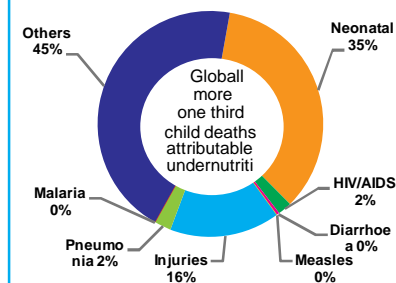
Under-five mortality rate

Deaths per 1,000 live births



Source:IGME 2009

Causes of under-five deaths, 2004



Source:WHO 2008

NUTRITIONAL STATUS

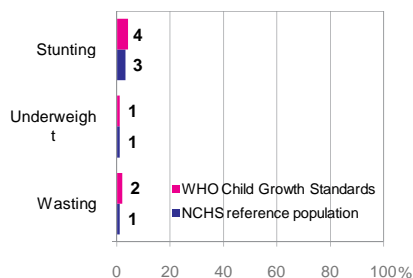
Burden of undernutrition (2008)

WHO Child Growth Standards

Stunted (under-fives, 000):	21	Underweight (under-fives, 000):	6
Share of developing world stunting burden	0.0	Wasted (under-fives, 000):	10
Stunting country rank:	115	Severely wasted (under-fives, 000):	3

Current nutritional status

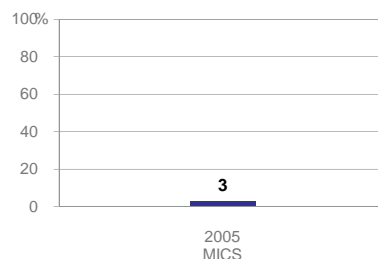
Percentage of children < 5 years old suffering from:



Source:MICS 2005

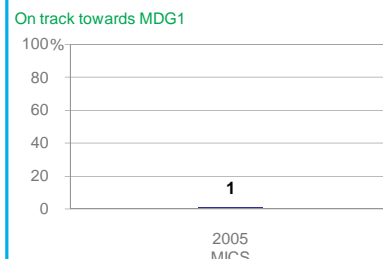
Stunting trends

Percentage of children < 5 years old stunted NCHS reference population



Underweight trends

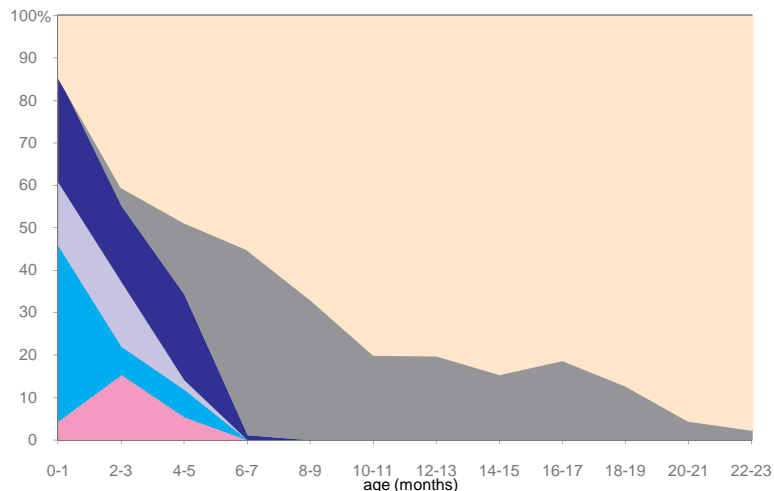
Percentage of children < 5 years old underweight, NCHS reference population



On track towards MDG1

INFANT AND YOUNG CHILD FEEDING

Infant feeding practices, by age



Source:MICS 2006

Exclusive breastfeeding

Percentage of infants < 6 months old exclusively breastfed

