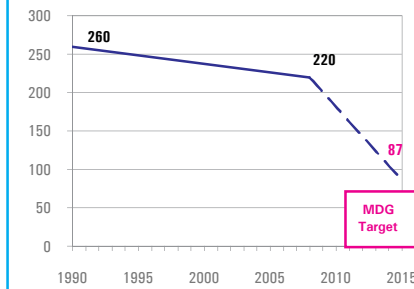


DEMOGRAPHICS

Total population (000)	18,021	(2008)
Total under-five population (000)	3,170	(2008)
Total number of births (000)	774	(2008)
Under-five mortality rate (per 1,000 live births)	220	(2008)
Total number of under-five deaths (000)	165	(2008)
Infant mortality rate (per 1,000 live births)	130	(2008)
Neonatal mortality rate (per 1,000 live births)	54	(2004)
HIV prevalence rate (15-49 years, %)	2.1	(2007)
Population below international poverty line of US\$1.25 per day (%)	54	(2000)

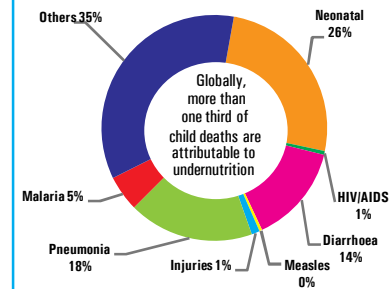
Under-five mortality rate

Deaths per 1,000 live births



Source: IGME 2009

Causes of under-five deaths, 2004



Source: WHO 2008

NUTRITIONAL STATUS

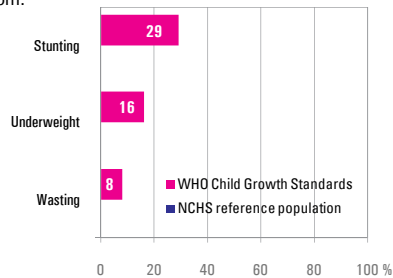
Burden of undernutrition (2008)

WHO Child Growth Standards

Stunted (under-fives, 000):	926	Underweight (under-fives, 000):	495
Share of developing world stunting burden (%):	0.5	Wasted (under-fives, 000):	260
Stunting country rank:	35	Severely wasted (under-fives, 000):	136

Current nutritional status

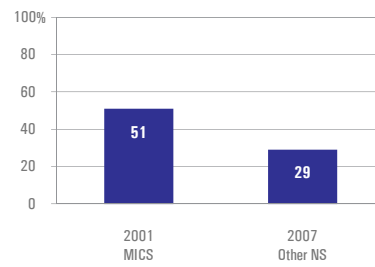
Percentage of children < 5 years old suffering from:



Source: Other NS 2007

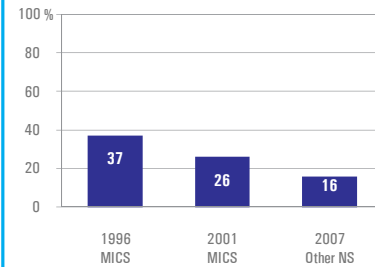
Stunting trends

Percentage of children < 5 years old stunted WHO Child Growth Standards



Underweight trends

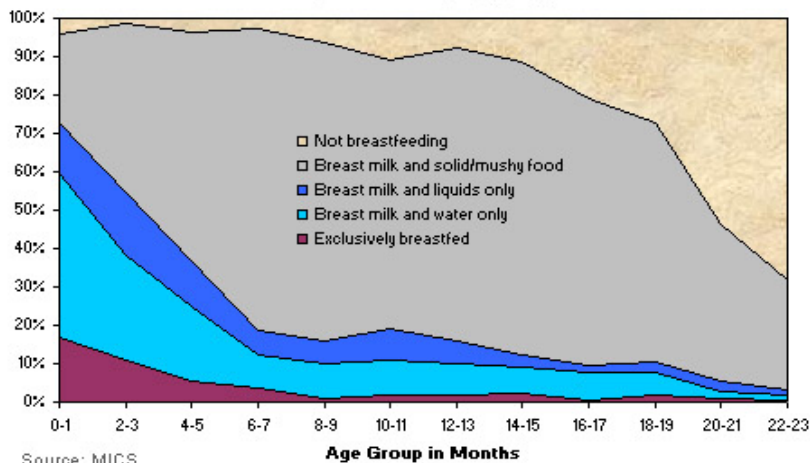
Percentage of children < 5 years old underweight, WHO Child Growth Standards



INFANT AND YOUNG CHILD FEEDING

Infant feeding practices, by age

Breastfeeding Practices by Age, Angola 2000



Source: MICS

Exclusive breastfeeding

Percentage of infants < 6 months old exclusively breastfed

