

BACKGROUND NOTE: Each year WHO and UNICEF jointly review reports submitted by Member States regarding national immunization coverage, finalized survey reports as well as data from the published and grey literature. Based on these data, with due consideration to potential biases and the views of local experts, WHO and UNICEF attempt to distinguish between situations where the available empirical data accurately reflect immunization system performance and those where the data are likely to be compromised and present a misleading view of immunization coverage while jointly estimating the most likely coverage levels for each country.

WHO and UNICEF estimates are country-specific; that is to say, each country's data are reviewed individually, and data are not borrowed from other countries in the absence of data. Estimates are not based on ad hoc adjustments to reported data; in some instances empirical data are available from a single source, usually the nationally reported coverage data. In cases where no data are available for a given country/vaccine/year combination, data are considered from earlier and later years and interpolated to estimate coverage for the missing year(s). In cases where data sources are mixed and show large variation, an attempt is made to identify the most likely estimate with consideration of the possible biases in available data. For methods see:

*Burton et al. 2009. WHO and UNICEF estimates of national infant immunization coverage: methods and processes.

*Burton et al. 2012. A formal representation of the WHO and UNICEF estimates of national immunization coverage: a computational logic approach.

*Brown et al. 2013. An introduction to the grade of confidence used to characterize uncertainty around the WHO and UNICEF estimates of national immunization coverage.

DATA SOURCES.

ADMINISTRATIVE coverage: Reported by national authorities and based on aggregated administrative reports from health service providers on the number of vaccinations administered during a given period (numerator data) and reported target population data (denominator data). May be biased by inaccurate numerator and/or denominator data.

OFFICIAL coverage: Estimated coverage reported by national authorities that reflects their assessment of the most likely coverage based on any combination of administrative coverage, survey-based estimates or other data sources or adjustments. Approaches to determine OFFICIAL coverage may differ across countries.

SURVEY coverage: Based on estimated coverage from population-based household surveys among children aged 12-23 months or 24-35 months following a review of survey methods and results. Information is based on the combination of vaccination history from documented evidence or caregiver recall. Survey results are considered for the appropriate birth cohort based on the period of data collection.

ABBREVIATIONS

BCG: percentage of births who received one dose of Bacillus Calmette Guerin vaccine.

DTP1 / DTP3: percentage of surviving infants who received the 1st / 3rd dose, respectively, of diphtheria and tetanus toxoid with pertussis containing vaccine.

Pol3: percentage of surviving infants who received the 3rd dose of polio containing vaccine. May be either oral or inactivated polio vaccine.

IPV1: percentage of surviving infants who received at least one dose of inactivated polio vaccine. In countries utilizing an immunization schedule recommending either (i) a primary series of three doses of oral polio vaccine (OPV) plus at least one dose of IPV where OPV is included in routine

immunization and/or campaign or (ii) a sequential schedule of IPV followed by OPV, WHO and UNICEF estimates for IPV1 reflect coverage with at least one routine dose of IPV among infants <1 year of age among countries. For countries utilizing IPV containing vaccine use only, i.e., no recommended dose of OPV, the WHO and UNICEF estimate for IPV1 corresponds to coverage for the 1st dose of IPV.

Production of IPV coverage estimates, which begins in 2015, results in no change of the estimated coverage levels for the 3rd dose of polio (Pol3). For countries recommending routine immunization with a primary series of three doses of IPV alone, WHO and UNICEF estimated Pol3 coverage is equivalent to estimated coverage with three doses of IPV. For countries with a sequential schedule, estimated Pol3 coverage is based on that for the 3rd dose of polio vaccine regardless of vaccine type.

MCV1: percentage of surviving infants who received the 1st dose of measles containing vaccine. In countries where the national schedule recommends the 1st dose of MCV at 12 months or later based on the epidemiology of disease in the country, coverage estimates reflect the percentage of children who received the 1st dose of MCV as recommended.

MCV2: percentage of children who received the 2nd dose of measles containing vaccine according to the nationally recommended schedule.

RCV1: percentage of surviving infants who received the 1st dose of rubella containing vaccine. Coverage estimates are based on WHO and UNICEF estimates of coverage for the dose of measles containing vaccine that corresponds to the first measles-rubella combination vaccine. Nationally reported coverage of RCV is not taken into consideration nor are the data represented in the accompanying graph and data table.

HepBB: percentage of births which received a dose of hepatitis B vaccine within 24 hours of delivery. Estimates of hepatitis B birth dose coverage are produced only for countries with a universal birth dose policy. Estimates are not produced for countries that recommend a birth dose to infants born to HepB virus-infected mothers only or where there is insufficient information to determine whether vaccination is within 24 hours of birth.

HepB3: percentage of surviving infants who received the 3rd dose of hepatitis B containing vaccine following the birth dose.

Hib3: percentage of surviving infants who received the 3rd dose of Haemophilus influenzae type b containing vaccine.

RotaC: percentage of surviving infants who received the final recommended dose of rotavirus vaccine, which can be either the 2nd or the 3rd dose depending on the vaccine.

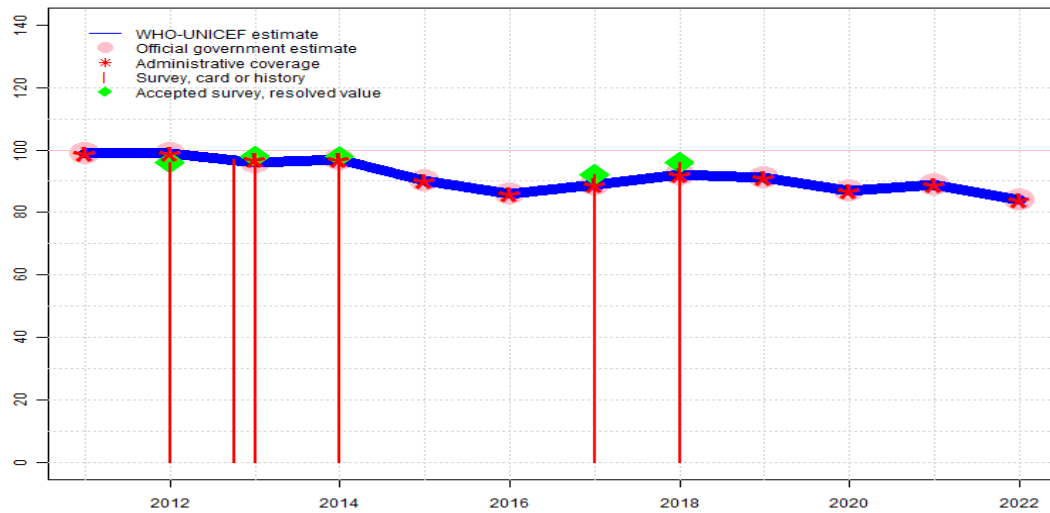
PcV3: percentage of surviving infants who received the 3rd dose of pneumococcal conjugate vaccine. In countries where the national schedule recommends two doses during infancy and a booster dose at 12 months or later based on the epidemiology of disease in the country, coverage estimates may reflect the percentage of surviving infants who received two doses of PcV prior to the 1st birthday.

YFV: percentage of surviving infants who received one dose of yellow fever vaccine in countries where YFV is part of the national immunization schedule for children or is recommended in at risk areas; coverage estimates are annualized for the entire cohort of surviving infants.

Disclaimer: All reasonable precautions have been taken by the World Health Organization and United Nations Children's Fund to verify the information contained in this publication. However, the published material is being distributed without warranty of any kind, either expressed or implied. The responsibility for the interpretation and use of the material lies with the reader. In no event shall the World Health Organization or United Nations Children's Fund be liable for damages arising from its use.

Malawi - BCG

MWI - BCG



Description:

- 2022: Estimate informed by reported data. Estimate challenged by: D-
- 2021: Estimate informed by reported data. Estimate challenged by: D-
- 2020: Estimate informed by reported data. Programme reports service delivery disruptions during April to June 2020 due to COVID-19. Estimate challenged by: D-
- 2019: Estimate informed by reported data. Estimate challenged by: D-
- 2018: Estimate informed by reported data supported by survey. Survey evidence of 96 percent based on 1 survey(s). Estimate challenged by: D-
- 2017: Estimate informed by reported data supported by survey. Survey evidence of 92 percent based on 1 survey(s). Programme reports vaccine supply disruptions at district level. Estimate challenged by: D-
- 2016: Estimate informed by reported data. Estimate challenged by: D-S-
- 2015: Estimate informed by reported data. Estimate challenged by: D-
- 2014: Estimate informed by reported data supported by survey. Survey evidence of 98 percent based on 1 survey(s). Estimate challenged by: D-
- 2013: Estimate informed by reported data supported by survey. Survey evidence of 98 percent based on 2 survey(s). Estimate challenged by: D-
- 2012: Estimate informed by reported data supported by survey. Survey evidence of 96 percent based on 1 survey(s). Estimate challenged by: D-
- 2011: Estimate informed by reported data. GoC=R+ S+ D+

	2011	2012	2013	2014	2015	2016	2017	2018	2019	2020	2021	2022
Estimate	99	99	96	97	90	86	89	92	91	87	89	84
Estimate GoC	●●●	●	●	●	●	●	●	●	●	●	●	●
Official	99	99	96	97	90	86	89	92	91	87	89	84
Administrative	99	99	97	97	90	86	89	92	91	87	89	84
Survey	NA	96	*	98	NA	NA	92	96	NA	NA	NA	NA

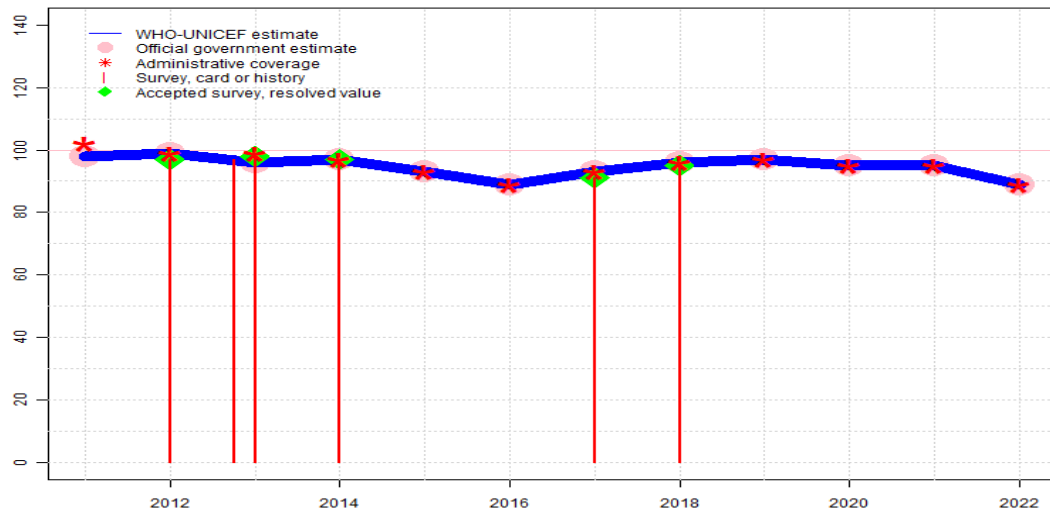
The WHO and UNICEF estimates of national immunization coverage (wuenic) are based on data and information that are of varying, and, in some instances, unknown quality. Beginning with the 2011 revision we describe the grade of confidence (GoC) we have in these estimates. As there is no underlying probability model upon which the estimates are based, we are unable to present classical measures of uncertainty, e.g., confidence intervals. Moreover, we have chosen not to make subjective estimates of plausibility/certainty ranges around the coverage. The GoC reflects the degree of empirical support upon which the estimates are based. It is not a judgment of the quality of data reported by national authorities.

- Estimate is supported by reported data [R+], coverage recalculated with an independent denominator from the World Population Prospects: 2022 revision from the UN Population Division (D+), and at least one supporting survey within 2 years [S+]. While well supported, the estimate still carries a risk of being wrong.
- Estimate is supported by at least one data source; [R+], [S+], or [D+]; and no data source, [R-], [D-], or [S-], challenges the estimate.
- There are no directly supporting data; or data from at least one source; [R-], [D-], [S-]; challenge the estimate.

In all cases these estimates should be used with caution and should be assessed in light of the objective for which they are being used.

Malawi - DTP1

MWI - DTP1



Description:

- 2022: Estimate informed by reported data. Estimate challenged by: D-
- 2021: Estimate informed by reported data. Estimate challenged by: D-
- 2020: Estimate informed by reported data. Programme reports service delivery disruptions during April to June 2020 due to COVID-19. Estimate challenged by: D-
- 2019: Estimate informed by reported data. Estimate challenged by: D-
- 2018: Estimate informed by reported data supported by survey. Survey evidence of 95 percent based on 1 survey(s). Estimate challenged by: D-
- 2017: Estimate informed by reported data supported by survey. Survey evidence of 91 percent based on 1 survey(s). Programme reports vaccine supply disruptions at district level. Estimate challenged by: D-
- 2016: Estimate informed by reported data. Estimate challenged by: D-
- 2015: Estimate informed by reported data. Estimate challenged by: D-
- 2014: Estimate informed by reported data supported by survey. Survey evidence of 97 percent based on 1 survey(s). Estimate challenged by: D-
- 2013: Estimate informed by reported data supported by survey. Survey evidence of 98 percent based on 2 survey(s). Estimate challenged by: D-
- 2012: Estimate informed by reported data supported by survey. Survey evidence of 97 percent based on 1 survey(s). Estimate challenged by: D-
- 2011: Estimate informed by reported data. Estimate challenged by: D-

	2011	2012	2013	2014	2015	2016	2017	2018	2019	2020	2021	2022
Estimate	98	99	96	97	93	89	93	96	97	95	95	89
Estimate GoC	●	●	●	●	●	●	●	●	●	●	●	●
Official	98	99	96	97	93	89	93	96	97	95	95	89
Administrative	102	99	99	97	93	89	93	96	97	95	95	89
Survey	NA	97	*	97	NA	NA	91	95	NA	NA	NA	NA

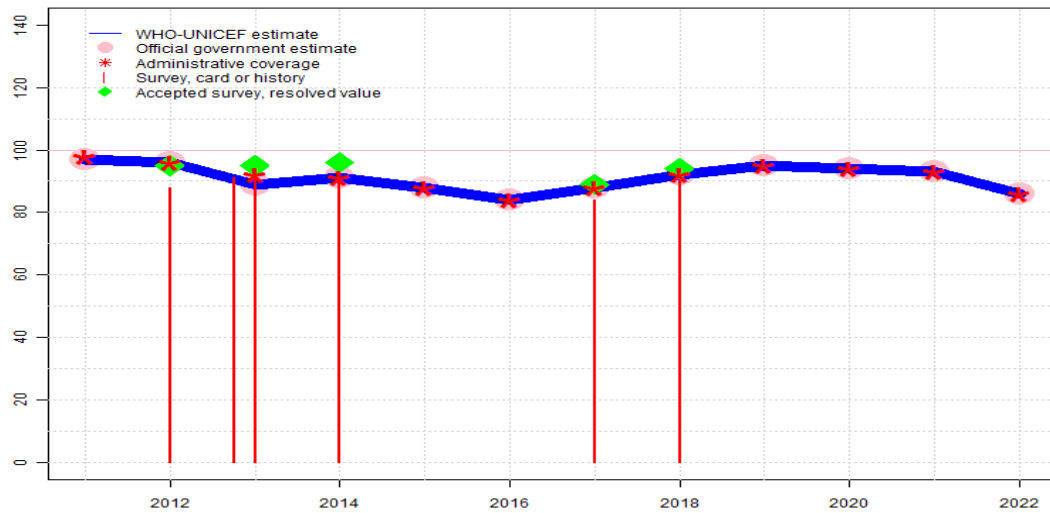
The WHO and UNICEF estimates of national immunization coverage (wuenic) are based on data and information that are of varying, and, in some instances, unknown quality. Beginning with the 2011 revision we describe the grade of confidence (GoC) we have in these estimates. As there is no underlying probability model upon which the estimates are based, we are unable to present classical measures of uncertainty, e.g., confidence intervals. Moreover, we have chosen not to make subjective estimates of plausibility/certainty ranges around the coverage. The GoC reflects the degree of empirical support upon which the estimates are based. It is not a judgment of the quality of data reported by national authorities.

- Estimate is supported by reported data [R+], coverage recalculated with an independent denominator from the World Population Prospects: 2022 revision from the UN Population Division (D+), and at least one supporting survey within 2 years [S+]. While well supported, the estimate still carries a risk of being wrong.
- Estimate is supported by at least one data source; [R+], [S+], or [D+]; and no data source, [R-], [D-], or [S-], challenges the estimate.
- There are no directly supporting data; or data from at least one source; [R-], [D-], [S-]; challenge the estimate.

In all cases these estimates should be used with caution and should be assessed in light of the objective for which they are being used.

Malawi - DTP3

MWI - DTP3



	2011	2012	2013	2014	2015	2016	2017	2018	2019	2020	2021	2022
Estimate	97	96	89	91	88	84	88	92	95	94	93	86
Estimate GoC	●●●	●●●	●●●	●	●	●	●	●	●	●	●	●
Official	97	96	89	91	88	84	88	92	95	94	93	86
Administrative	98	96	92	91	88	84	88	92	95	94	93	86
Survey	NA	88	*	93	NA	NA	84	90	NA	NA	NA	NA

The WHO and UNICEF estimates of national immunization coverage (wuenic) are based on data and information that are of varying, and, in some instances, unknown quality. Beginning with the 2011 revision we describe the grade of confidence (GoC) we have in these estimates. As there is no underlying probability model upon which the estimates are based, we are unable to present classical measures of uncertainty, e.g., confidence intervals. Moreover, we have chosen not to make subjective estimates of plausibility/certainty ranges around the coverage. The GoC reflects the degree of empirical support upon which the estimates are based. It is not a judgment of the quality of data reported by national authorities.

- Estimate is supported by reported data [R+], coverage recalculated with an independent denominator from the World Population Prospects: 2022 revision from the UN Population Division (D+), and at least one supporting survey within 2 years [S+]. While well supported, the estimate still carries a risk of being wrong.
- Estimate is supported by at least one data source; [R+], [S+], or [D+]; and no data source, [R-], [D-], or [S-], challenges the estimate.
- There are no directly supporting data; or data from at least one source; [R-], [D-], [S-]; challenge the estimate.

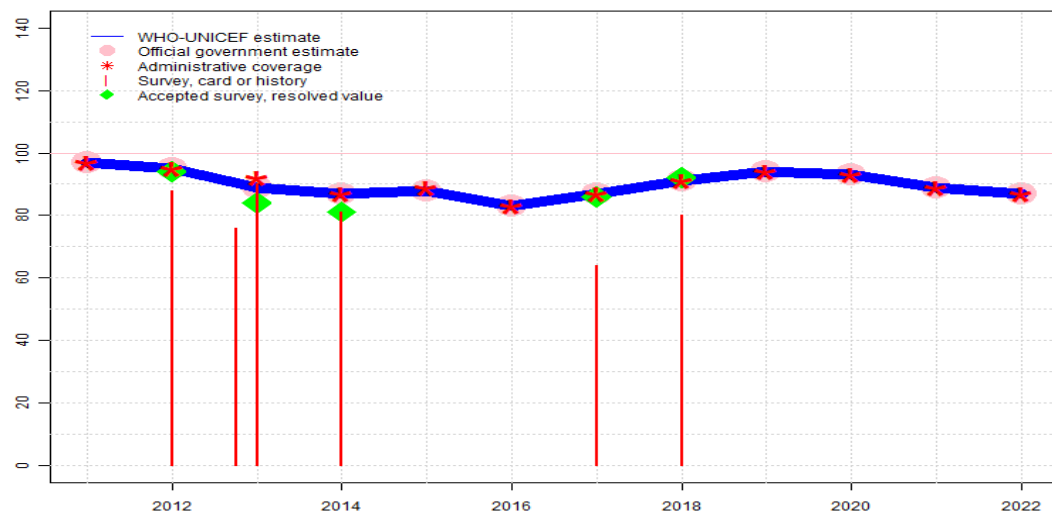
In all cases these estimates should be used with caution and should be assessed in light of the objective for which they are being used.

Description:

- 2022: Estimate informed by reported data. Estimate challenged by: D-
- 2021: Estimate informed by reported data. Estimate challenged by: D-
- 2020: Estimate informed by reported data. Programme reports service delivery disruptions during April to June 2020 due to COVID-19. Estimate challenged by: D-
- 2019: Estimate informed by reported data. Estimate challenged by: D-
- 2018: Estimate informed by reported data supported by survey. Survey evidence of 94 percent based on 1 survey(s). Malawi Multiple Indicator Cluster Survey 2019-2020 card or history results of 90 percent modified for recall bias to 94 percent based on 1st dose card or history coverage of 95 percent, 1st dose card only coverage of 79 percent and 3rd dose card only coverage of 78 percent. Estimate challenged by: D-
- 2017: Estimate informed by reported data supported by survey. Survey evidence of 89 percent based on 1 survey(s). Malawi Multiple Indicator Cluster Survey 2019-2020 card or history results of 84 percent modified for recall bias to 89 percent based on 1st dose card or history coverage of 91 percent, 1st dose card only coverage of 59 percent and 3rd dose card only coverage of 58 percent. Programme reports vaccine supply disruptions at district level. Estimate challenged by: D-
- 2016: Estimate informed by reported data. Estimate challenged by: D-S-
- 2015: Estimate informed by reported data. Estimate challenged by: D-
- 2014: Estimate informed by reported data supported by survey. Survey evidence of 96 percent based on 1 survey(s). Malawi Demographic and Health Survey 2015-2016 card or history results of 93 percent modified for recall bias to 96 percent based on 1st dose card or history coverage of 97 percent, 1st dose card only coverage of 78 percent and 3rd dose card only coverage of 77 percent. Estimate challenged by: D-
- 2013: Estimate informed by reported data supported by survey. Survey evidence of 95 percent based on 2 survey(s). Malawi MDG Endline Survey 2014 card or history results of 93 percent modified for recall bias to 96 percent based on 1st dose card or history coverage of 98 percent, 1st dose card only coverage of 83 percent and 3rd dose card only coverage of 81 percent. Malawi Demographic and Health Survey 2015-2016 card or history results of 91 percent modified for recall bias to 94 percent based on 1st dose card or history coverage of 97 percent, 1st dose card only coverage of 66 percent and 3rd dose card only coverage of 64 percent. GoC=R+ S+ D+
- 2012: Estimate informed by reported data supported by survey. Survey evidence of 95 percent based on 1 survey(s). Malawi MDG Endline Survey 2014 card or history results of 88 percent modified for recall bias to 95 percent based on 1st dose card or history coverage of 97 percent, 1st dose card only coverage of 61 percent and 3rd dose card only coverage of 60 percent. GoC=R+ S+ D+
- 2011: Estimate informed by reported data. GoC=R+ S+ D+

Malawi - Pol3

MWI - Pol3



	2011	2012	2013	2014	2015	2016	2017	2018	2019	2020	2021	2022
Estimate	97	95	89	87	88	83	87	91	94	93	89	87
Estimate GoC	●	●	●●●	●	●	●	●	●	●	●	●	●
Official	97	95	89	87	88	83	87	91	94	93	89	87
Administrative	97	95	92	87	89	83	87	91	94	93	89	87
Survey	NA	88	*	81	NA	NA	64	80	NA	NA	NA	NA

The WHO and UNICEF estimates of national immunization coverage (wuenic) are based on data and information that are of varying, and, in some instances, unknown quality. Beginning with the 2011 revision we describe the grade of confidence (GoC) we have in these estimates. As there is no underlying probability model upon which the estimates are based, we are unable to present classical measures of uncertainty, e.g., confidence intervals. Moreover, we have chosen not to make subjective estimates of plausibility/certainty ranges around the coverage. The GoC reflects the degree of empirical support upon which the estimates are based. It is not a judgment of the quality of data reported by national authorities.

- Estimate is supported by reported data [R+], coverage recalculated with an independent denominator from the World Population Prospects: 2022 revision from the UN Population Division (D+), and at least one supporting survey within 2 years [S+]. While well supported, the estimate still carries a risk of being wrong.
- Estimate is supported by at least one data source; [R+], [S+], or [D+]; and no data source, [R-], [D-], or [S-], challenges the estimate.
- There are no directly supporting data; or data from at least one source; [R-], [D-], [S-]; challenge the estimate.

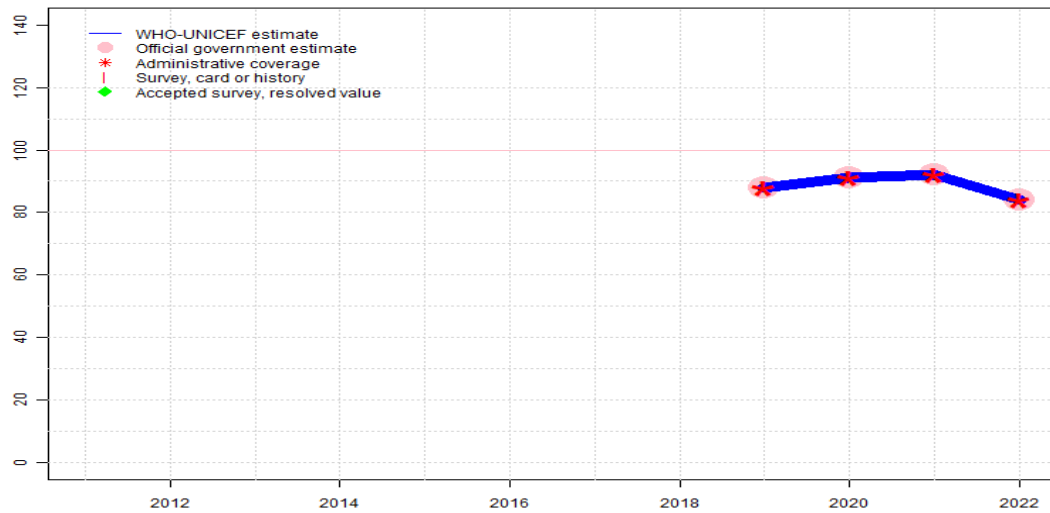
In all cases these estimates should be used with caution and should be assessed in light of the objective for which they are being used.

Description:

- 2022: Estimate informed by reported data. Estimate challenged by: D-
- 2021: Estimate informed by reported data. Estimate challenged by: D-
- 2020: Estimate informed by reported data. Programme reports service delivery disruptions during April to June 2020 due to COVID-19. Estimate challenged by: D-
- 2019: Estimate informed by reported data. Estimate challenged by: D-
- 2018: Estimate informed by reported data supported by survey. Survey evidence of 92 percent based on 1 survey(s). Malawi Multiple Indicator Cluster Survey 2019-2020 card or history results of 80 percent modified for recall bias to 92 percent based on 1st dose card or history coverage of 93 percent, 1st dose card only coverage of 79 percent and 3rd dose card only coverage of 78 percent. Estimate challenged by: D-
- 2017: Estimate informed by reported data supported by survey. Survey evidence of 86 percent based on 1 survey(s). Malawi Multiple Indicator Cluster Survey 2019-2020 card or history results of 64 percent modified for recall bias to 86 percent based on 1st dose card or history coverage of 87 percent, 1st dose card only coverage of 60 percent and 3rd dose card only coverage of 59 percent. Programme reports vaccine supply disruptions at district level. Estimate challenged by: D-
- 2016: Estimate informed by reported data. Estimate challenged by: D-
- 2015: Estimate informed by reported data. Estimate challenged by: D-
- 2014: Estimate informed by reported data supported by survey. Survey evidence of 81 percent based on 1 survey(s). Estimate challenged by: D-
- 2013: Estimate informed by reported data supported by survey. Survey evidence of 84 percent based on 2 survey(s). Malawi MDG Endline Survey 2014 card or history results of 90 percent modified for recall bias to 92 percent based on 1st dose card or history coverage of 98 percent, 1st dose card only coverage of 83 percent and 3rd dose card only coverage of 78 percent. GoC=R+ S+ D+
- 2012: Estimate informed by reported data supported by survey. Survey evidence of 94 percent based on 1 survey(s). Malawi MDG Endline Survey 2014 card or history results of 88 percent modified for recall bias to 94 percent based on 1st dose card or history coverage of 96 percent, 1st dose card only coverage of 60 percent and 3rd dose card only coverage of 59 percent. Estimate challenged by: S-
- 2011: Estimate informed by reported data. Estimate challenged by: S-

Malawi - IPV1

MWI - IPV1



Description:

Estimates for a dose of inactivated polio vaccine (IPV) begin in 2015 following the Global Polio Eradication Initiative's Polio Eradication and Endgame Strategic Plan: 2013-2018 which recommended at least one full dose or two fractional doses of IPV into routine immunization schedules as a strategy to mitigate the potential consequences should any re-emergence of type 2 poliovirus occur following the planned withdrawal of Sabin type 2 strains from oral polio vaccine (OPV).

2022: Estimate informed by reported data. Estimate challenged by: D-
 2021: Estimate informed by reported data. Estimate challenged by: D-
 2020: Estimate informed by reported data. Programme reports service delivery disruptions during April to June 2020 due to COVID-19. Estimate challenged by: D-
 2019: Estimate informed by reported data. Inactivated polio vaccine introduced during December 2018. Reporting began in 2019. Estimate challenged by: D-

	2011	2012	2013	2014	2015	2016	2017	2018	2019	2020	2021	2022
Estimate	NA	NA	NA	NA	NA	NA	NA	NA	88	91	92	84
Estimate GoC	NA	NA	NA	NA	NA	NA	NA	NA	•	•	•	•
Official	NA	NA	NA	NA	NA	NA	NA	NA	88	91	92	84
Administrative	NA	NA	NA	NA	NA	NA	NA	NA	88	91	92	84
Survey	NA	NA	NA	NA	NA	NA	NA	NA	NA	NA	NA	NA

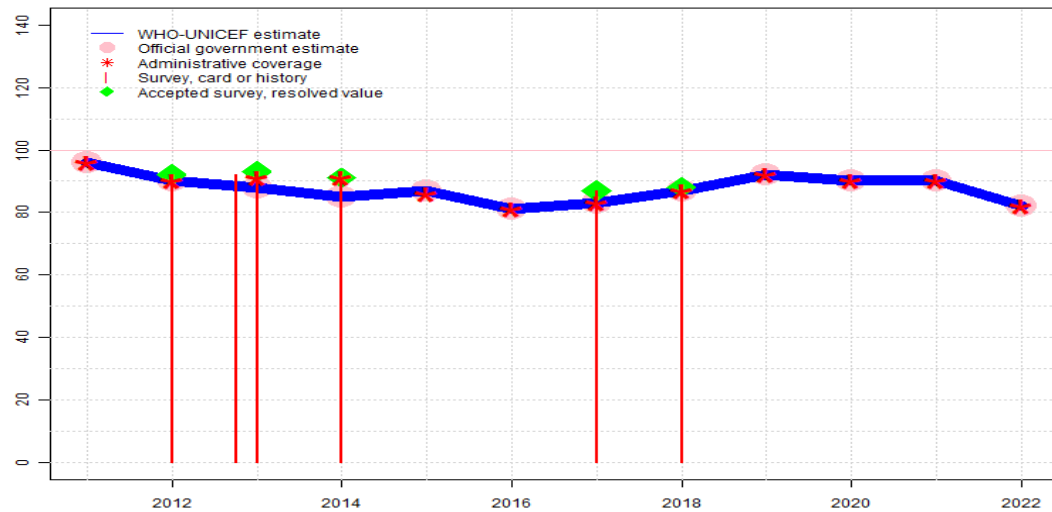
The WHO and UNICEF estimates of national immunization coverage (wuenic) are based on data and information that are of varying, and, in some instances, unknown quality. Beginning with the 2011 revision we describe the grade of confidence (GoC) we have in these estimates. As there is no underlying probability model upon which the estimates are based, we are unable to present classical measures of uncertainty, e.g., confidence intervals. Moreover, we have chosen not to make subjective estimates of plausibility/certainty ranges around the coverage. The GoC reflects the degree of empirical support upon which the estimates are based. It is not a judgment of the quality of data reported by national authorities.

- Estimate is supported by reported data [R+], coverage recalculated with an independent denominator from the World Population Prospects: 2022 revision from the UN Population Division (D+), and at least one supporting survey within 2 years [S+]. While well supported, the estimate still carries a risk of being wrong.
- Estimate is supported by at least one data source; [R+], [S+], or [D+]; and no data source, [R-], [D-], or [S-], challenges the estimate.
- There are no directly supporting data; or data from at least one source; [R-], [D-], [S-]; challenge the estimate.

In all cases these estimates should be used with caution and should be assessed in light of the objective for which they are being used.

Malawi - MCV1

MWI - MCV1



Description:

- 2022: Estimate informed by reported data. GoC=R+ D+
- 2021: Estimate informed by reported data. Estimate challenged by: D-
- 2020: Estimate informed by reported data. Programme reports service delivery disruptions during April to June 2020 due to COVID-19. Estimate challenged by: D-
- 2019: Estimate informed by reported data. Estimate challenged by: D-
- 2018: Estimate informed by reported data supported by survey. Survey evidence of 88 percent based on 1 survey(s). Estimate challenged by: D-
- 2017: Estimate informed by reported data supported by survey. Survey evidence of 87 percent based on 1 survey(s). Programme reports vaccine supply disruptions at district level. Estimate challenged by: D-
- 2016: Estimate informed by reported data. Estimate challenged by: D-
- 2015: Estimate informed by reported data. Estimate challenged by: D-
- 2014: Estimate informed by reported data supported by survey. Survey evidence of 91 percent based on 1 survey(s). Estimate challenged by: D-
- 2013: Estimate informed by reported data supported by survey. Survey evidence of 93 percent based on 2 survey(s). GoC=R+ S+ D+
- 2012: Estimate informed by reported data supported by survey. Survey evidence of 92 percent based on 1 survey(s). GoC=R+ S+ D+
- 2011: Estimate informed by reported data. GoC=R+ S+ D+

	2011	2012	2013	2014	2015	2016	2017	2018	2019	2020	2021	2022
Estimate	96	90	88	85	87	81	83	87	92	90	90	82
Estimate GoC	●●●	●●●	●●●	●	●	●	●	●	●	●	●	●●
Official	96	90	88	85	87	81	83	87	92	90	90	82
Administrative	96	90	91	91	86	81	83	87	92	90	90	82
Survey	NA	92	*	91	NA	NA	87	88	NA	NA	NA	NA

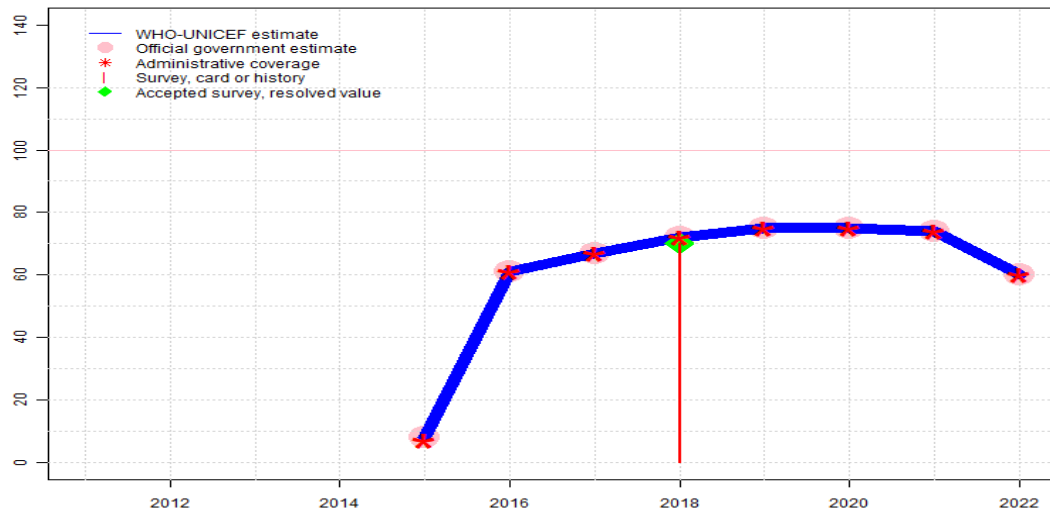
The WHO and UNICEF estimates of national immunization coverage (wuenic) are based on data and information that are of varying, and, in some instances, unknown quality. Beginning with the 2011 revision we describe the grade of confidence (GoC) we have in these estimates. As there is no underlying probability model upon which the estimates are based, we are unable to present classical measures of uncertainty, e.g., confidence intervals. Moreover, we have chosen not to make subjective estimates of plausibility/certainty ranges around the coverage. The GoC reflects the degree of empirical support upon which the estimates are based. It is not a judgment of the quality of data reported by national authorities.

- Estimate is supported by reported data [R+], coverage recalculated with an independent denominator from the World Population Prospects: 2022 revision from the UN Population Division (D+), and at least one supporting survey within 2 years [S+]. While well supported, the estimate still carries a risk of being wrong.
- Estimate is supported by at least one data source; [R+], [S+], or [D+]; and no data source, [R-], [D-], or [S-], challenges the estimate.
- There are no directly supporting data; or data from at least one source; [R-], [D-], [S-]; challenge the estimate.

In all cases these estimates should be used with caution and should be assessed in light of the objective for which they are being used.

Malawi - MCV2

MWI - MCV2



Description:

Coverage estimates for the second dose of measles containing vaccine are for children by the nationally recommended age.

- 2022: Estimate informed by reported data. Consistency with other vaccine doses. GoC=R+ D+
- 2021: Estimate informed by reported data. GoC=R+ D+
- 2020: Estimate informed by reported data. Programme reports service delivery disruptions during April to June 2020 due to COVID-19. Estimate challenged by: D-
- 2019: Estimate informed by reported data. Estimate challenged by: D-
- 2018: Estimate informed by reported data supported by survey. Survey evidence of 70 percent based on 1 survey(s). Estimate challenged by: D-
- 2017: Estimate informed by reported data. Programme reports vaccine supply disruptions at district level. GoC=R+ S+ D+
- 2016: Estimate informed by reported data. Estimate based on reported data following introduction. GoC=R+ S+ D+
- 2015: Estimate informed by reported data. Second dose of MCV introduced in 2015. GoC=R+ D+

	2011	2012	2013	2014	2015	2016	2017	2018	2019	2020	2021	2022
Estimate	NA	NA	NA	NA	8	61	67	72	75	75	74	60
Estimate GoC	NA	NA	NA	NA	••	•••	•••	•	•	•	••	••
Official	NA	NA	NA	NA	8	61	67	72	75	75	74	60
Administrative	NA	NA	NA	NA	7	61	67	72	75	75	74	60
Survey	NA	NA	NA	NA	NA	NA	NA	70	NA	NA	NA	NA

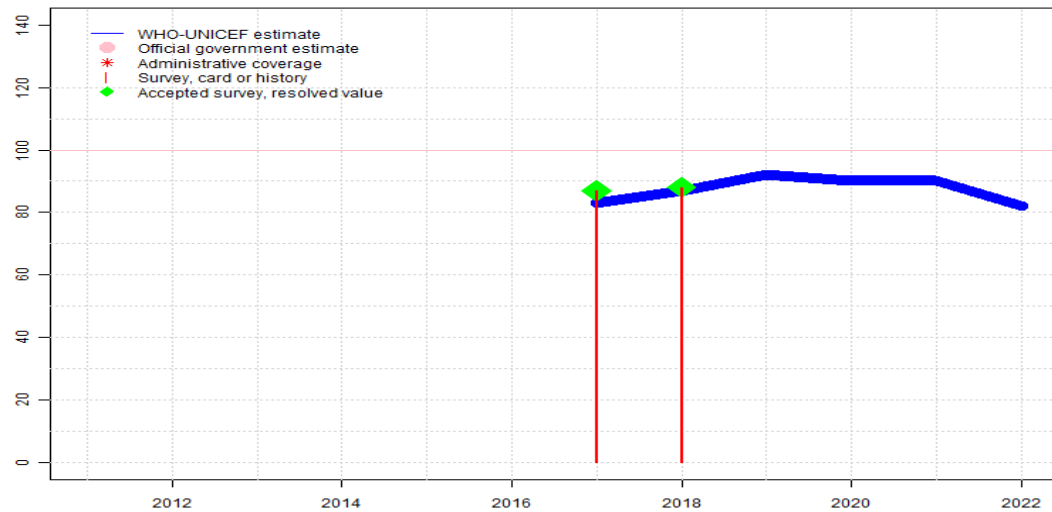
The WHO and UNICEF estimates of national immunization coverage (wuenic) are based on data and information that are of varying, and, in some instances, unknown quality. Beginning with the 2011 revision we describe the grade of confidence (GoC) we have in these estimates. As there is no underlying probability model upon which the estimates are based, we are unable to present classical measures of uncertainty, e.g., confidence intervals. Moreover, we have chosen not to make subjective estimates of plausibility/certainty ranges around the coverage. The GoC reflects the degree of empirical support upon which the estimates are based. It is not a judgment of the quality of data reported by national authorities.

- Estimate is supported by reported data [R+], coverage recalculated with an independent denominator from the World Population Prospects: 2022 revision from the UN Population Division (D+), and at least one supporting survey within 2 years [S+]. While well supported, the estimate still carries a risk of being wrong.
- Estimate is supported by at least one data source; [R+], [S+], or [D+]; and no data source, [R-], [D-], or [S-], challenges the estimate.
- There are no directly supporting data; or data from at least one source; [R-], [D-], [S-]; challenge the estimate.

In all cases these estimates should be used with caution and should be assessed in light of the objective for which they are being used.

Malawi - RCV1

MWI - RCV1



Description:

For this revision, coverage estimates for the first dose of rubella containing vaccine are based on WHO and UNICEF estimates of coverage of measles containing vaccine. Nationally reported coverage of rubella containing vaccine is not taken into consideration nor are they represented in the the accompanying graph and data table.

- 2022: Estimate based on estimated MCV1. GoC=R+ D+
- 2021: Estimate based on estimated MCV1. Estimate challenged by: D-
- 2020: Estimate based on estimated MCV1. Programme reports service delivery disruptions during April to June 2020 due to COVID-19. Estimate challenged by: D-
- 2019: Estimate based on estimated MCV1. Estimate challenged by: D-
- 2018: Estimate based on estimated MCV1. Estimate challenged by: D-
- 2017: Estimate based on estimated MCV1. Programme reports vaccine supply disruptions at district level. Rubella vaccine introduced in 2017 as MR vaccine and recommended at 9 and 15 months of age. Estimate challenged by: D-

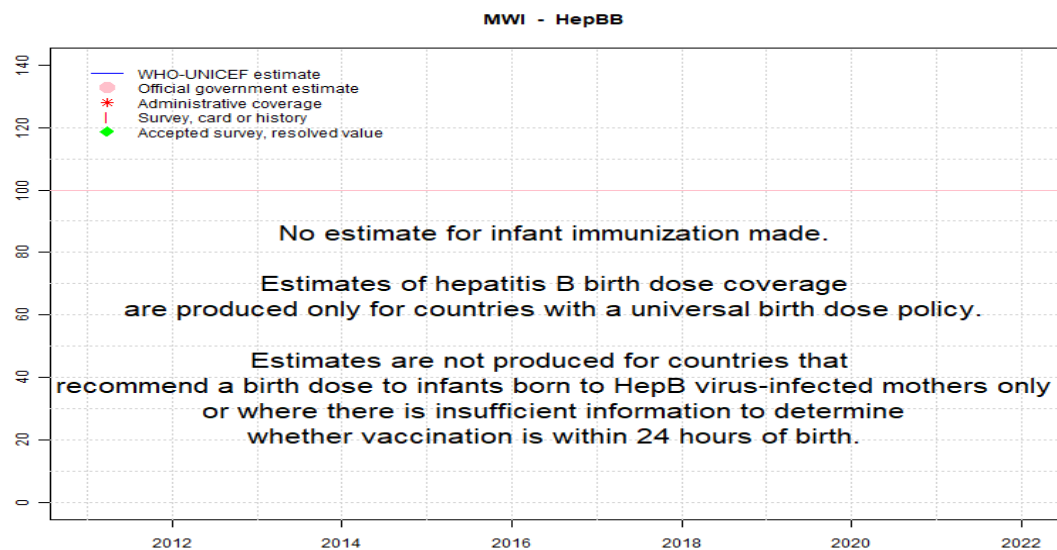
	2011	2012	2013	2014	2015	2016	2017	2018	2019	2020	2021	2022
Estimate	NA	NA	NA	NA	NA	NA	83	87	92	90	90	82
Estimate GoC	NA	NA	NA	NA	NA	NA	•	•	•	•	•	••
Official	NA	NA	NA	NA	NA	NA	NA	NA	NA	NA	NA	NA
Administrative	NA	NA	NA	NA	NA	NA	NA	NA	NA	NA	NA	NA
Survey	NA	NA	NA	NA	NA	NA	87	88	NA	NA	NA	NA

The WHO and UNICEF estimates of national immunization coverage (wuenic) are based on data and information that are of varying, and, in some instances, unknown quality. Beginning with the 2011 revision we describe the grade of confidence (GoC) we have in these estimates. As there is no underlying probability model upon which the estimates are based, we are unable to present classical measures of uncertainty, e.g., confidence intervals. Moreover, we have chosen not to make subjective estimates of plausibility/certainty ranges around the coverage. The GoC reflects the degree of empirical support upon which the estimates are based. It is not a judgment of the quality of data reported by national authorities.

- Estimate is supported by reported data [R+], coverage recalculated with an independent denominator from the World Population Prospects: 2022 revision from the UN Population Division (D+), and at least one supporting survey within 2 years [S+]. While well supported, the estimate still carries a risk of being wrong.
- Estimate is supported by at least one data source; [R+], [S+], or [D+]; and no data source, [R-], [D-], or [S-], challenges the estimate.
- There are no directly supporting data; or data from at least one source; [R-], [D-], [S-]; challenge the estimate.

In all cases these estimates should be used with caution and should be assessed in light of the objective for which they are being used.

Malawi - HepBB



	2011	2012	2013	2014	2015	2016	2017	2018	2019	2020	2021	2022
Estimate	NA	NA	NA	NA	NA	NA	NA	NA	NA	NA	NA	NA
Estimate GoC	NA	NA	NA	NA	NA	NA	NA	NA	NA	NA	NA	NA
Official	NA	NA	NA	NA	NA	NA	NA	NA	NA	NA	NA	NA
Administrative	NA	NA	NA	NA	NA	NA	NA	NA	NA	NA	NA	NA
Survey	NA	NA	NA	NA	NA	NA	NA	NA	NA	NA	NA	NA

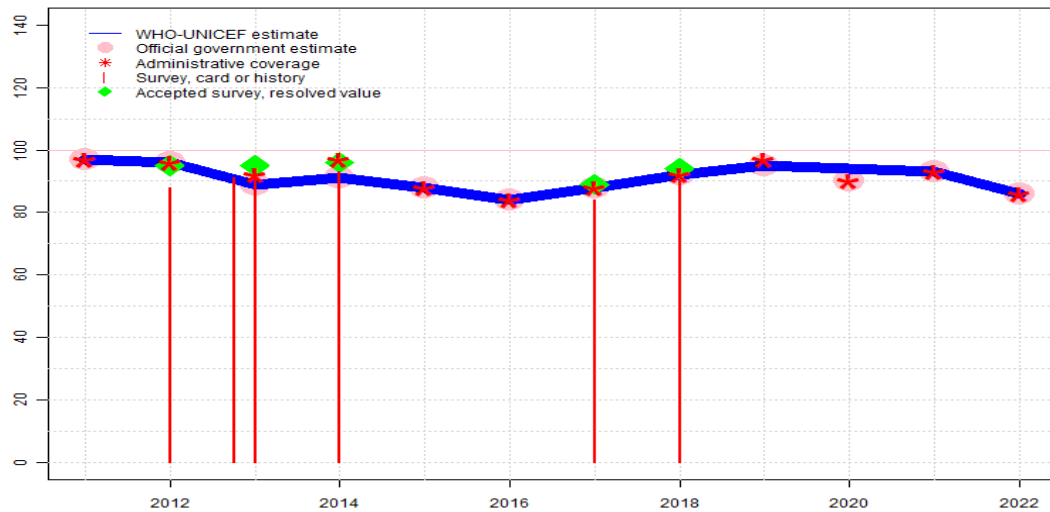
The WHO and UNICEF estimates of national immunization coverage (wuenic) are based on data and information that are of varying, and, in some instances, unknown quality. Beginning with the 2011 revision we describe the grade of confidence (GoC) we have in these estimates. As there is no underlying probability model upon which the estimates are based, we are unable to present classical measures of uncertainty, e.g., confidence intervals. Moreover, we have chosen not to make subjective estimates of plausibility/certainty ranges around the coverage. The GoC reflects the degree of empirical support upon which the estimates are based. It is not a judgment of the quality of data reported by national authorities.

- Estimate is supported by reported data [R+], coverage recalculated with an independent denominator from the World Population Prospects: 2022 revision from the UN Population Division (D+), and at least one supporting survey within 2 years [S+]. While well supported, the estimate still carries a risk of being wrong.
- Estimate is supported by at least one data source; [R+], [S+], or [D+]; and no data source, [R-], [D-], or [S-], challenges the estimate.
- There are no directly supporting data; or data from at least one source; [R-], [D-], [S-]; challenge the estimate.

In all cases these estimates should be used with caution and should be assessed in light of the objective for which they are being used.

Malawi - HepB3

MWI - HepB3



	2011	2012	2013	2014	2015	2016	2017	2018	2019	2020	2021	2022
Estimate	97	96	89	91	88	84	88	92	95	94	93	86
Estimate GoC	●●●	●●●	●●●	●	●	●	●	●	●	●	●	●
Official	97	96	89	91	88	84	88	92	95	90	93	86
Administrative	97	96	92	97	88	84	88	92	97	90	93	86
Survey	NA	88	*	93	NA	NA	84	90	NA	NA	NA	NA

The WHO and UNICEF estimates of national immunization coverage (wuenic) are based on data and information that are of varying, and, in some instances, unknown quality. Beginning with the 2011 revision we describe the grade of confidence (GoC) we have in these estimates. As there is no underlying probability model upon which the estimates are based, we are unable to present classical measures of uncertainty, e.g., confidence intervals. Moreover, we have chosen not to make subjective estimates of plausibility/certainty ranges around the coverage. The GoC reflects the degree of empirical support upon which the estimates are based. It is not a judgment of the quality of data reported by national authorities.

- Estimate is supported by reported data [R+], coverage recalculated with an independent denominator from the World Population Prospects: 2022 revision from the UN Population Division (D+), and at least one supporting survey within 2 years [S+]. While well supported, the estimate still carries a risk of being wrong.
- Estimate is supported by at least one data source; [R+], [S+], or [D+]; and no data source, [R-], [D-], or [S-], challenges the estimate.
- There are no directly supporting data; or data from at least one source; [R-], [D-], [S-]; challenge the estimate.

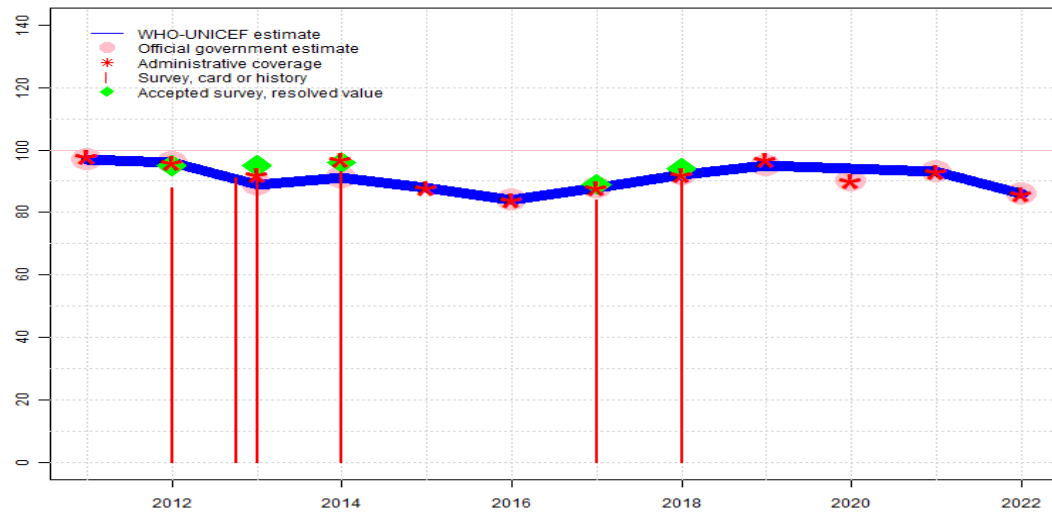
In all cases these estimates should be used with caution and should be assessed in light of the objective for which they are being used.

Description:

- 2022: Estimate informed by reported data. Estimate challenged by: D-
- 2021: Estimate informed by reported data. Estimate challenged by: D-
- 2020: Estimate is based on DTP3 level, as only pentavalent DTP-Hib-HepB vaccine is used. Programme reports service delivery disruptions during April to June 2020 due to COVID-19. Estimate of 94 percent changed from previous revision value of 90 percent. Estimate challenged by: D-R-
- 2019: Estimate informed by reported data. Estimate challenged by: D-
- 2018: Estimate informed by reported data supported by survey. Survey evidence of 94 percent based on 1 survey(s). Malawi Multiple Indicator Cluster Survey 2019-2020 card or history results of 90 percent modified for recall bias to 94 percent based on 1st dose card or history coverage of 95 percent, 1st dose card only coverage of 79 percent and 3rd dose card only coverage of 78 percent. Estimate challenged by: D-
- 2017: Estimate informed by reported data supported by survey. Survey evidence of 89 percent based on 1 survey(s). Malawi Multiple Indicator Cluster Survey 2019-2020 card or history results of 84 percent modified for recall bias to 89 percent based on 1st dose card or history coverage of 91 percent, 1st dose card only coverage of 59 percent and 3rd dose card only coverage of 58 percent. Programme reports vaccine supply disruptions at district level. Estimate challenged by: D-
- 2016: Estimate informed by reported data. Estimate challenged by: D-S-
- 2015: Estimate informed by reported data. Estimate challenged by: D-
- 2014: Estimate informed by reported data supported by survey. Survey evidence of 96 percent based on 1 survey(s). Malawi Demographic and Health Survey 2015-2016 card or history results of 93 percent modified for recall bias to 96 percent based on 1st dose card or history coverage of 97 percent, 1st dose card only coverage of 78 percent and 3rd dose card only coverage of 77 percent. Estimate challenged by: D-
- 2013: Estimate informed by reported data supported by survey. Survey evidence of 95 percent based on 2 survey(s). Malawi MDG Endline Survey 2014 card or history results of 93 percent modified for recall bias to 96 percent based on 1st dose card or history coverage of 98 percent, 1st dose card only coverage of 83 percent and 3rd dose card only coverage of 81 percent. Malawi Demographic and Health Survey 2015-2016 card or history results of 91 percent modified for recall bias to 94 percent based on 1st dose card or history coverage of 97 percent, 1st dose card only coverage of 66 percent and 3rd dose card only coverage of 64 percent. GoC=R+ S+ D+
- 2012: Estimate informed by reported data supported by survey. Survey evidence of 95 percent based on 1 survey(s). Malawi MDG Endline Survey 2014 card or history results of 88 percent modified for recall bias to 95 percent based on 1st dose card or history coverage of 97 percent, 1st dose card only coverage of 61 percent and 3rd dose card only coverage of 60 percent. GoC=R+ S+ D+
- 2011: Estimate informed by reported data. GoC=R+ S+ D+

Malawi - Hib3

MWI - Hib3



	2011	2012	2013	2014	2015	2016	2017	2018	2019	2020	2021	2022
Estimate	97	96	89	91	88	84	88	92	95	94	93	86
Estimate GoC	●●●	●●●	●●●	●	●	●	●	●	●	●	●	●
Official	97	96	89	91	NA	84	88	92	95	90	93	86
Administrative	98	96	92	97	88	84	88	92	97	90	93	86
Survey	NA	88	*	93	NA	NA	84	90	NA	NA	NA	NA

The WHO and UNICEF estimates of national immunization coverage (wuenic) are based on data and information that are of varying, and, in some instances, unknown quality. Beginning with the 2011 revision we describe the grade of confidence (GoC) we have in these estimates. As there is no underlying probability model upon which the estimates are based, we are unable to present classical measures of uncertainty, e.g., confidence intervals. Moreover, we have chosen not to make subjective estimates of plausibility/certainty ranges around the coverage. The GoC reflects the degree of empirical support upon which the estimates are based. It is not a judgment of the quality of data reported by national authorities.

- Estimate is supported by reported data [R+], coverage recalculated with an independent denominator from the World Population Prospects: 2022 revision from the UN Population Division (D+), and at least one supporting survey within 2 years [S+]. While well supported, the estimate still carries a risk of being wrong.
- Estimate is supported by at least one data source; [R+], [S+], or [D+]; and no data source, [R-], [D-], or [S-], challenges the estimate.
- There are no directly supporting data; or data from at least one source; [R-], [D-], [S-]; challenge the estimate.

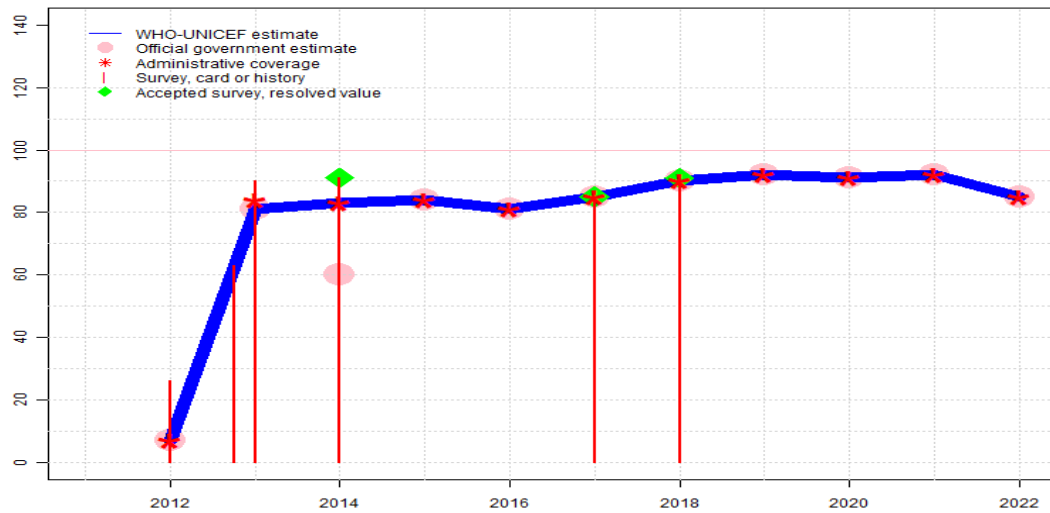
In all cases these estimates should be used with caution and should be assessed in light of the objective for which they are being used.

Description:

- 2022: Estimate informed by reported data. Estimate challenged by: D-
- 2021: Estimate informed by reported data. Estimate challenged by: D-
- 2020: Estimate is based on DTP3 level, as only pentavalent DTP-Hib-HepB vaccine is used. Programme reports service delivery disruptions during April to June 2020 due to COVID-19. Estimate of 94 percent changed from previous revision value of 90 percent. Estimate challenged by: D-R-
- 2019: Estimate informed by reported data. Estimate challenged by: D-
- 2018: Estimate informed by reported data supported by survey. Survey evidence of 94 percent based on 1 survey(s). Malawi Multiple Indicator Cluster Survey 2019-2020 card or history results of 90 percent modified for recall bias to 94 percent based on 1st dose card or history coverage of 95 percent, 1st dose card only coverage of 79 percent and 3rd dose card only coverage of 78 percent. Estimate challenged by: D-
- 2017: Estimate informed by reported data supported by survey. Survey evidence of 89 percent based on 1 survey(s). Malawi Multiple Indicator Cluster Survey 2019-2020 card or history results of 84 percent modified for recall bias to 89 percent based on 1st dose card or history coverage of 91 percent, 1st dose card only coverage of 59 percent and 3rd dose card only coverage of 58 percent. Programme reports vaccine supply disruptions at district level. Estimate challenged by: D-
- 2016: Estimate informed by reported data. Estimate challenged by: D-S-
- 2015: Estimate informed by reported administrative data. Estimate challenged by: D-
- 2014: Estimate informed by reported data supported by survey. Survey evidence of 96 percent based on 1 survey(s). Malawi Demographic and Health Survey 2015-2016 card or history results of 93 percent modified for recall bias to 96 percent based on 1st dose card or history coverage of 97 percent, 1st dose card only coverage of 78 percent and 3rd dose card only coverage of 77 percent. Estimate challenged by: D-
- 2013: Estimate informed by reported data supported by survey. Survey evidence of 95 percent based on 2 survey(s). Malawi MDG Endline Survey 2014 card or history results of 93 percent modified for recall bias to 96 percent based on 1st dose card or history coverage of 98 percent, 1st dose card only coverage of 83 percent and 3rd dose card only coverage of 81 percent. Malawi Demographic and Health Survey 2015-2016 card or history results of 91 percent modified for recall bias to 94 percent based on 1st dose card or history coverage of 97 percent, 1st dose card only coverage of 66 percent and 3rd dose card only coverage of 64 percent. GoC=R+ S+ D+
- 2012: Estimate informed by reported data supported by survey. Survey evidence of 95 percent based on 1 survey(s). Malawi MDG Endline Survey 2014 card or history results of 88 percent modified for recall bias to 95 percent based on 1st dose card or history coverage of 97 percent, 1st dose card only coverage of 61 percent and 3rd dose card only coverage of 60 percent. GoC=R+ S+ D+
- 2011: Estimate informed by reported data. GoC=R+ S+ D+

Malawi - RotaC

MWI - RotaC



	2011	2012	2013	2014	2015	2016	2017	2018	2019	2020	2021	2022
Estimate	NA	7	81	83	84	81	85	90	92	91	92	85
Estimate GoC	NA	•	•••	•	•	•	•	•	•	•	•	••
Official	NA	7	81	60	84	81	85	90	92	91	92	85
Administrative	NA	7	84	83	84	81	85	90	92	91	92	85
Survey	NA	26	*	91	NA	NA	85	91	NA	NA	NA	NA

The WHO and UNICEF estimates of national immunization coverage (wuenic) are based on data and information that are of varying, and, in some instances, unknown quality. Beginning with the 2011 revision we describe the grade of confidence (GoC) we have in these estimates. As there is no underlying probability model upon which the estimates are based, we are unable to present classical measures of uncertainty, e.g., confidence intervals. Moreover, we have chosen not to make subjective estimates of plausibility/certainty ranges around the coverage. The GoC reflects the degree of empirical support upon which the estimates are based. It is not a judgment of the quality of data reported by national authorities.

- Estimate is supported by reported data [R+], coverage recalculated with an independent denominator from the World Population Prospects: 2022 revision from the UN Population Division (D+), and at least one supporting survey within 2 years [S+]. While well supported, the estimate still carries a risk of being wrong.
- Estimate is supported by at least one data source; [R+], [S+], or [D+]; and no data source, [R-], [D-], or [S-], challenges the estimate.
- There are no directly supporting data; or data from at least one source; [R-], [D-], [S-]; challenge the estimate.

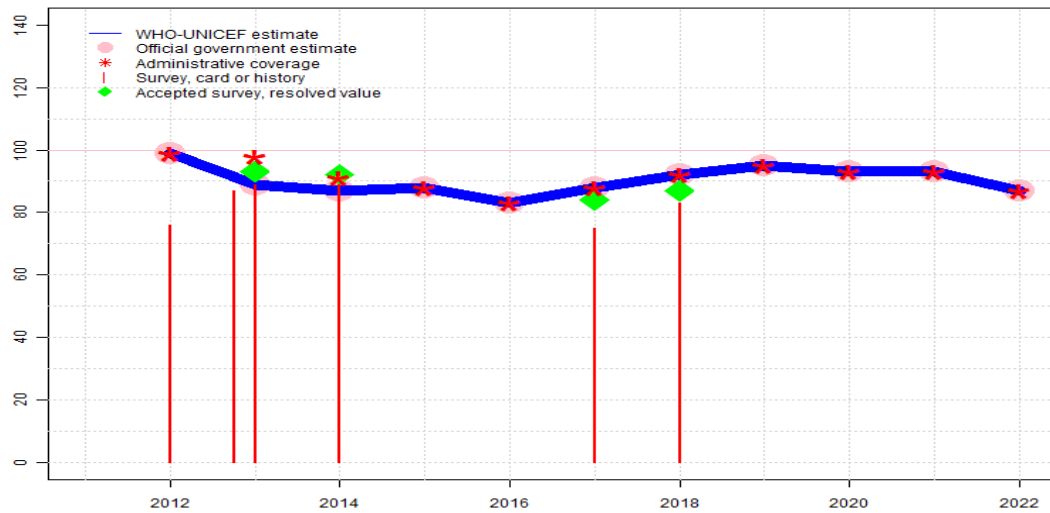
In all cases these estimates should be used with caution and should be assessed in light of the objective for which they are being used.

Description:

- 2022: Estimate informed by reported data. GoC=R+ D+
- 2021: Estimate informed by reported data. Estimate challenged by: D-
- 2020: Estimate informed by reported data. Programme reports service delivery disruptions during April to June 2020 due to COVID-19. Estimate challenged by: D-
- 2019: Estimate informed by reported data. Estimate challenged by: D-
- 2018: Estimate informed by reported data supported by survey. Survey evidence of 91 percent based on 1 survey(s). Estimate challenged by: D-
- 2017: Estimate informed by reported data supported by survey. Survey evidence of 85 percent based on 1 survey(s). Programme reports vaccine supply disruptions at district level. Estimate challenged by: D-
- 2016: Estimate informed by reported data. Estimate challenged by: D-
- 2015: Estimate informed by reported data. Estimate challenged by: D-
- 2014: Estimate informed by reported administrative data supported by survey. Survey evidence of 91 percent based on 1 survey(s). Adjustment applied to official coverage from administrative data is unexplained. Estimate challenged by: D-
- 2013: Estimate informed by reported data. Malawi MDG Endline Survey 2014 results ignored by working group. Survey results likely reflect timing of field work during introduction period. Malawi Demographic and Health Survey 2015-2016 results ignored by working group. Survey results likely reflect timing of field work during introduction period. GoC=R+ S+ D+
- 2012: Estimate informed by reported data. Malawi MDG Endline Survey 2014 results ignored by working group. Survey results likely reflect timing of field work during introduction period. Rotavirus vaccine introduced on 29 October 2012. Estimate challenged by: S-

Malawi - PcV3

MWI - PcV3



	2011	2012	2013	2014	2015	2016	2017	2018	2019	2020	2021	2022
Estimate	NA	99	89	87	88	83	88	92	95	93	93	87
Estimate GoC	NA	●	●●●	●	●	●	●	●	●	●	●	●
Official	NA	99	89	87	88	83	88	92	95	93	93	87
Administrative	NA	99	98	91	88	83	88	92	95	93	93	87
Survey	NA	76	*	89	NA	NA	75	83	NA	NA	NA	NA

The WHO and UNICEF estimates of national immunization coverage (wuenic) are based on data and information that are of varying, and, in some instances, unknown quality. Beginning with the 2011 revision we describe the grade of confidence (GoC) we have in these estimates. As there is no underlying probability model upon which the estimates are based, we are unable to present classical measures of uncertainty, e.g., confidence intervals. Moreover, we have chosen not to make subjective estimates of plausibility/certainty ranges around the coverage. The GoC reflects the degree of empirical support upon which the estimates are based. It is not a judgment of the quality of data reported by national authorities.

- Estimate is supported by reported data [R+], coverage recalculated with an independent denominator from the World Population Prospects: 2022 revision from the UN Population Division (D+), and at least one supporting survey within 2 years [S+]. While well supported, the estimate still carries a risk of being wrong.
- Estimate is supported by at least one data source; [R+], [S+], or [D+]; and no data source, [R-], [D-], or [S-], challenges the estimate.
- There are no directly supporting data; or data from at least one source; [R-], [D-], [S-]; challenge the estimate.

In all cases these estimates should be used with caution and should be assessed in light of the objective for which they are being used.

Description:

- 2022: Estimate informed by reported data. Estimate challenged by: D-
- 2021: Estimate informed by reported data. Estimate challenged by: D-
- 2020: Estimate informed by reported data. Programme reports service delivery disruptions during April to June 2020 due to COVID-19. Estimate challenged by: D-
- 2019: Estimate informed by reported data. Estimate challenged by: D-S-
- 2018: Estimate informed by reported data supported by survey. Survey evidence of 87 percent based on 1 survey(s). Malawi Multiple Indicator Cluster Survey 2019-2020 card or history results of 83 percent modified for recall bias to 87 percent based on 1st dose card or history coverage of 88 percent, 1st dose card only coverage of 74 percent and 3rd dose card only coverage of 73 percent. Estimate challenged by: D-
- 2017: Estimate informed by reported data supported by survey. Survey evidence of 84 percent based on 1 survey(s). Malawi Multiple Indicator Cluster Survey 2019-2020 card or history results of 75 percent modified for recall bias to 84 percent based on 1st dose card or history coverage of 84 percent, 1st dose card only coverage of 54 percent and 3rd dose card only coverage of 54 percent. Programme reports vaccine supply disruptions at district level. Estimate challenged by: D-
- 2016: Estimate informed by reported data. Estimate challenged by: D-
- 2015: Estimate informed by reported data. Estimate challenged by: D-
- 2014: Estimate informed by reported data supported by survey. Survey evidence of 92 percent based on 1 survey(s). Malawi Demographic and Health Survey 2015-2016 card or history results of 89 percent modified for recall bias to 92 percent based on 1st dose card or history coverage of 96 percent, 1st dose card only coverage of 78 percent and 3rd dose card only coverage of 75 percent. Estimate challenged by: D-
- 2013: Estimate informed by reported data supported by survey. Survey evidence of 93 percent based on 2 survey(s). Malawi MDG Endline Survey 2014 card or history results of 89 percent modified for recall bias to 92 percent based on 1st dose card or history coverage of 97 percent, 1st dose card only coverage of 82 percent and 3rd dose card only coverage of 78 percent. Malawi Demographic and Health Survey 2015-2016 card or history results of 87 percent modified for recall bias to 93 percent based on 1st dose card or history coverage of 96 percent, 1st dose card only coverage of 65 percent and 3rd dose card only coverage of 63 percent. GoC=R+ S+ D+
- 2012: Estimate informed by reported data. Malawi MDG Endline Survey 2014 results ignored by working group. Survey results likely reflect timing of field work during introduction period. Malawi MDG Endline Survey 2014 card or history results of 76 percent modified for recall bias to 77 percent based on 1st dose card or history coverage of 90 percent, 1st dose card only coverage of 54 percent and 3rd dose card only coverage of 46 percent. Pneumococcal conjugate vaccine introduced in October 2011. Reporting started in 2012. Estimate challenged by: D-

Malawi - survey details

NOTE: A survey to measure vaccination coverage for infants (i.e., children aged 0 to 11 months) will sample children aged 12 to 23 months at the time of survey to capture the youngest annual cohort of children who should have completed the vaccination schedule. Because WUENIC are for infant vaccinations, survey data in this report are presented to reflect the birth year of the youngest survey cohort. For example, results for a survey conducted during December 2020 among children aged 12 to 23 months at the time of the survey reflect the immunization experience of children born in 2019. Depending on the timing of survey field work, results may reflect the immunization experience of children born and vaccinated 1 or 2 years prior to the survey field work.

2018 Malawi Multiple Indicator Cluster Survey 2019-2020

Vaccine	Confirmation method	Coverage	Age cohort	Sample	Cards seen
BCG	C or H <12 months	95.6	12-23 m	3201	80
BCG	Card	79.4	12-23 m	3201	80
BCG	Card or History	95.9	12-23 m	3201	80
BCG	History	16.4	12-23 m	3201	80
DTP1	C or H <12 months	95.2	12-23 m	3201	80
DTP1	Card	79.2	12-23 m	3201	80
DTP1	Card or History	95.4	12-23 m	3201	80
DTP1	History	16.1	12-23 m	3201	80
DTP3	C or H <12 months	89.2	12-23 m	3201	80
DTP3	Card	78.4	12-23 m	3201	80
DTP3	Card or History	90.3	12-23 m	3201	80
DTP3	History	11.8	12-23 m	3201	80
HepB1	C or H <12 months	95.2	12-23 m	3201	80
HepB1	Card	79.2	12-23 m	3201	80
HepB1	Card or History	95.4	12-23 m	3201	80
HepB1	History	16.1	12-23 m	3201	80
HepB3	C or H <12 months	89.2	12-23 m	3201	80
HepB3	Card	78.4	12-23 m	3201	80
HepB3	Card or History	90.3	12-23 m	3201	80
HepB3	History	11.8	12-23 m	3201	80
Hib1	C or H <12 months	95.2	12-23 m	3201	80
Hib1	Card	79.2	12-23 m	3201	80
Hib1	Card or History	95.4	12-23 m	3201	80
Hib1	History	16.1	12-23 m	3201	80

Hib3	C or H <12 months	89.2	12-23 m	3201	80
Hib3	Card	78.4	12-23 m	3201	80
Hib3	Card or History	90.3	12-23 m	3201	80
Hib3	History	11.8	12-23 m	3201	80
MCV1	C or H <12 months	82.8	12-23 m	3201	80
MCV1	Card	72.7	12-23 m	3201	80
MCV1	Card or History	87.9	12-23 m	3201	80
MCV1	History	15.2	12-23 m	3201	80
MCV2	C or H <12 months	61.5	24-35 m	3237	80
MCV2	Card	47.5	24-35 m	3237	80
MCV2	Card or History	70	24-35 m	3237	80
MCV2	History	22.5	24-35 m	3237	80
PCV1	C or H <12 months	88.3	12-23 m	3201	80
PCV1	Card	73.5	12-23 m	3201	80
PCV1	Card or History	88.5	12-23 m	3201	80
PCV1	History	15	12-23 m	3201	80
PCV3	C or H <12 months	82.3	12-23 m	3201	80
PCV3	Card	72.7	12-23 m	3201	80
PCV3	Card or History	83.2	12-23 m	3201	80
PCV3	History	10.4	12-23 m	3201	80
Pol1	C or H <12 months	93.2	12-23 m	3201	80
Pol1	Card	79.4	12-23 m	3201	80
Pol1	Card or History	93.4	12-23 m	3201	80
Pol1	History	14	12-23 m	3201	80
Pol3	C or H <12 months	78.6	12-23 m	3201	80
Pol3	Card	78.1	12-23 m	3201	80
Pol3	Card or History	79.5	12-23 m	3201	80
Pol3	History	1.4	12-23 m	3201	80
RotaC	C or H <12 months	89	12-23 m	3201	80
RotaC	Card	77.7	12-23 m	3201	80
RotaC	Card or History	90.8	12-23 m	3201	80
RotaC	History	13.1	12-23 m	3201	80

2017 Malawi Multiple Indicator Cluster Survey 2019-2020

Vaccine	Confirmation method	Coverage	Age cohort	Sample	Cards seen
BCG	C or H <12 months	90.7	24-35 m	3237	80
BCG	Card	60	24-35 m	3237	80
BCG	Card or History	91.5	24-35 m	3237	80

Malawi - survey details

BCG	History	31.5	24-35 m	3237	80
DTP1	C or H <12 months	89.5	24-35 m	3237	80
DTP1	Card	59.3	24-35 m	3237	80
DTP1	Card or History	90.7	24-35 m	3237	80
DTP1	History	31.4	24-35 m	3237	80
DTP3	C or H <12 months	80.7	24-35 m	3237	80
DTP3	Card	58.5	24-35 m	3237	80
DTP3	Card or History	83.5	24-35 m	3237	80
DTP3	History	25	24-35 m	3237	80
HepB1	C or H <12 months	89.5	24-35 m	3237	80
HepB1	Card	59.3	24-35 m	3237	80
HepB1	Card or History	90.7	24-35 m	3237	80
HepB1	History	31.4	24-35 m	3237	80
HepB3	C or H <12 months	80.7	24-35 m	3237	80
HepB3	Card	58.5	24-35 m	3237	80
HepB3	Card or History	83.5	24-35 m	3237	80
HepB3	History	25	24-35 m	3237	80
Hib1	C or H <12 months	89.5	24-35 m	3237	80
Hib1	Card	59.3	24-35 m	3237	80
Hib1	Card or History	90.7	24-35 m	3237	80
Hib1	History	31.4	24-35 m	3237	80
Hib3	C or H <12 months	80.7	24-35 m	3237	80
Hib3	Card	58.5	24-35 m	3237	80
Hib3	Card or History	83.5	24-35 m	3237	80
Hib3	History	25	24-35 m	3237	80
MCV1	C or H <12 months	79.6	24-35 m	3237	80
MCV1	Card	56.9	24-35 m	3237	80
MCV1	Card or History	87.2	24-35 m	3237	80
MCV1	History	30.3	24-35 m	3237	80
PCV1	C or H <12 months	82.9	24-35 m	3237	80
PCV1	Card	54.4	24-35 m	3237	80
PCV1	Card or History	83.9	24-35 m	3237	80
PCV1	History	29.4	24-35 m	3237	80
PCV3	C or H <12 months	72.9	24-35 m	3237	80
PCV3	Card	54	24-35 m	3237	80
PCV3	Card or History	75.3	24-35 m	3237	80
PCV3	History	21.4	24-35 m	3237	80
Pol1	C or H <12 months	86	24-35 m	3237	80
Pol1	Card	59.6	24-35 m	3237	80
Pol1	Card or History	87.4	24-35 m	3237	80

Pol1	History	27.8	24-35 m	3237	80
Pol3	C or H <12 months	61.5	24-35 m	3237	80
Pol3	Card	58.7	24-35 m	3237	80
Pol3	Card or History	63.5	24-35 m	3237	80
Pol3	History	4.8	24-35 m	3237	80
RotaC	C or H <12 months	82.8	24-35 m	3237	80
RotaC	Card	58.6	24-35 m	3237	80
RotaC	Card or History	85.4	24-35 m	3237	80
RotaC	History	26.9	24-35 m	3237	80

2014 Malawi Demographic and Health Survey 2015-2016

Vaccine	Confirmation method	Coverage	Age cohort	Sample	Cards seen
BCG	C or H <12 months	97	12-23 m	3230	79
BCG	Card	78.2	12-23 m	2548	79
BCG	Card or History	97.6	12-23 m	3230	79
DTP1	C or H <12 months	97.2	12-23 m	3230	79
DTP1	Card	78.5	12-23 m	2548	79
DTP1	Card or History	97.4	12-23 m	3230	79
DTP3	C or H <12 months	91.9	12-23 m	3230	79
DTP3	Card	76.7	12-23 m	2548	79
DTP3	Card or History	93	12-23 m	3230	79
HepB1	C or H <12 months	97.2	12-23 m	3230	79
HepB1	Card	78.5	12-23 m	2548	79
HepB1	Card or History	97.4	12-23 m	3230	79
HepB3	C or H <12 months	91.9	12-23 m	3230	79
HepB3	Card	76.7	12-23 m	2548	79
HepB3	Card or History	93	12-23 m	3230	79
Hib1	C or H <12 months	97.2	12-23 m	3230	79
Hib1	Card	78.5	12-23 m	2548	79
Hib1	Card or History	97.4	12-23 m	3230	79
Hib3	C or H <12 months	91.9	12-23 m	3230	79
Hib3	Card	76.7	12-23 m	2548	79
Hib3	Card or History	93	12-23 m	3230	79
MCV1	C or H <12 months	85.3	12-23 m	3230	79
MCV1	Card	73.2	12-23 m	2548	79
MCV1	Card or History	91.3	12-23 m	3230	79
PCV1	C or H <12 months	96	12-23 m	3230	79
PCV1	Card	78	12-23 m	2548	79

Malawi - survey details

PCV1	Card or History	96.4	12-23 m	3230	79
PCV3	C or H <12 months	88.1	12-23 m	3230	79
PCV3	Card	75	12-23 m	2548	79
PCV3	Card or History	89.2	12-23 m	3230	79
Pol1	Card	78.3	12-23 m	2548	79
Pol3	C or H <12 months	96.6	12-23 m	3230	79
Pol3	Card	73.9	12-23 m	2548	79
Pol3	Card or History	81.2	12-23 m	3230	79
RotaC	C or H <12 months	90.2	12-23 m	3230	79
RotaC	Card	74.5	12-23 m	2548	79
RotaC	Card or History	91.4	12-23 m	3230	79

2013 Malawi Demographic and Health Survey 2015-2016

Vaccine	Confirmation method	Coverage	Age cohort	Sample	Cards seen
BCG	C or H <12 months	95	24-35 m	3261	79
BCG	Card	65.3	24-35 m	2163	79
BCG	Card or History	96.9	24-35 m	3261	79
DTP1	C or H <12 months	95.3	24-35 m	3261	79
DTP1	Card	65.6	24-35 m	2163	79
DTP1	Card or History	97.1	24-35 m	3261	79
DTP3	C or H <12 months	88.1	24-35 m	3261	79
DTP3	Card	64.5	24-35 m	2163	79
DTP3	Card or History	91.4	24-35 m	3261	79
HepB1	C or H <12 months	95.3	24-35 m	3261	79
HepB1	Card	65.6	24-35 m	2163	79
HepB1	Card or History	97.1	24-35 m	3261	79
HepB3	C or H <12 months	88.1	24-35 m	3261	79
HepB3	Card	64.5	24-35 m	2163	79
HepB3	Card or History	91.4	24-35 m	3261	79
Hib1	C or H <12 months	95.3	24-35 m	3261	79
Hib1	Card	65.6	24-35 m	2163	79
Hib1	Card or History	97.1	24-35 m	3261	79
Hib3	C or H <12 months	88.1	24-35 m	3261	79
Hib3	Card	64.5	24-35 m	2163	79
Hib3	Card or History	91.4	24-35 m	3261	79
MCV1	C or H <12 months	82.8	24-35 m	3261	79
MCV1	Card	62.7	24-35 m	2163	79
MCV1	Card or History	93.4	24-35 m	3261	79

PCV1	C or H <12 months	93.8	24-35 m	3261	79
PCV1	Card	64.9	24-35 m	2163	79
PCV1	Card or History	95.5	24-35 m	3261	79
PCV3	C or H <12 months	84.1	24-35 m	3261	79
PCV3	Card	63.2	24-35 m	2163	79
PCV3	Card or History	87.4	24-35 m	3261	79
Pol1	Card	65.8	24-35 m	2163	79
Pol3	C or H <12 months	94.5	24-35 m	3261	79
Pol3	Card	62	24-35 m	2163	79
Pol3	Card or History	75.5	24-35 m	3261	79
RotaC	C or H <12 months	86.9	24-35 m	3261	79
RotaC	Card	62	24-35 m	2163	79
RotaC	Card or History	89.5	24-35 m	3261	79

2013 Malawi MDG Endline Survey 2014

Vaccine	Confirmation method	Coverage	Age cohort	Sample	Cards seen
BCG	C or H <12 months	96.4	12-23 m	3755	84
BCG	Card	82.8	12-23 m	-	84
BCG	Card or History	98.2	12-23 m	3755	84
BCG	History	15.3	12-23 m	-	84
DTP1	C or H <12 months	96.9	12-23 m	3755	84
DTP1	Card	83.1	12-23 m	-	84
DTP1	Card or History	98.2	12-23 m	3755	84
DTP1	History	15.1	12-23 m	-	84
DTP3	C or H <12 months	90.4	12-23 m	3755	84
DTP3	Card	80.8	12-23 m	-	84
DTP3	Card or History	92.6	12-23 m	3755	84
DTP3	History	11.9	12-23 m	-	84
HepB1	C or H <12 months	96.9	12-23 m	3755	84
HepB1	Card	83.1	12-23 m	-	84
HepB1	Card or History	98.2	12-23 m	3755	84
HepB1	History	15.1	12-23 m	-	84
HepB3	C or H <12 months	90.4	12-23 m	3755	84
HepB3	Card	80.8	12-23 m	-	84
HepB3	Card or History	92.6	12-23 m	3755	84
HepB3	History	11.9	12-23 m	-	84
Hib1	C or H <12 months	96.9	12-23 m	3755	84
Hib1	Card	83.1	12-23 m	-	84

Malawi - survey details

Hib1	Card or History	98.2	12-23 m	3755	84	DTP1	Card	60.9	24-35 m	-	84
Hib1	History	15.1	12-23 m	-	84	DTP1	Card or History	96.6	24-35 m	3936	84
Hib3	C or H <12 months	90.4	12-23 m	3755	84	DTP1	History	35.6	24-35 m	-	84
Hib3	Card	80.8	12-23 m	-	84	DTP3	C or H <12 months	85.2	24-35 m	3936	84
Hib3	Card or History	92.6	12-23 m	3755	84	DTP3	Card	59.6	24-35 m	-	84
Hib3	History	11.9	12-23 m	-	84	DTP3	Card or History	87.8	24-35 m	3936	84
MCV1	C or H <12 months	85.1	12-23 m	3755	84	DTP3	History	28.2	24-35 m	-	84
MCV1	Card	75.2	12-23 m	-	84	HepB1	C or H <12 months	94.3	24-35 m	3936	84
MCV1	Card or History	92	12-23 m	3755	84	HepB1	Card	60.9	24-35 m	-	84
MCV1	History	16.9	12-23 m	-	84	HepB1	Card or History	96.6	24-35 m	3936	84
PcV1	C or H <12 months	95.2	12-23 m	3755	84	HepB1	History	35.6	24-35 m	-	84
PcV1	Card	81.9	12-23 m	-	84	HepB3	C or H <12 months	85.2	24-35 m	3936	84
PcV1	Card or History	97	12-23 m	3755	84	HepB3	Card	59.6	24-35 m	-	84
PcV1	History	15.1	12-23 m	-	84	HepB3	Card or History	87.8	24-35 m	3936	84
PcV3	C or H <12 months	87.3	12-23 m	3755	84	HepB3	History	28.2	24-35 m	-	84
PcV3	Card	78.3	12-23 m	-	84	Hib1	C or H <12 months	94.3	24-35 m	3936	84
PcV3	Card or History	89.4	12-23 m	3755	84	Hib1	Card	60.9	24-35 m	-	84
PcV3	History	11.2	12-23 m	-	84	Hib1	Card or History	96.6	24-35 m	3936	84
Pol1	C or H <12 months	96.3	12-23 m	3755	84	Hib1	History	35.6	24-35 m	-	84
Pol1	Card	82.8	12-23 m	-	84	Hib3	C or H <12 months	85.2	24-35 m	3936	84
Pol1	Card or History	98.1	12-23 m	3755	84	Hib3	Card	59.6	24-35 m	-	84
Pol1	History	15.3	12-23 m	-	84	Hib3	Card or History	87.8	24-35 m	3936	84
Pol3	C or H <12 months	87.5	12-23 m	3755	84	Hib3	History	28.2	24-35 m	-	84
Pol3	Card	78.4	12-23 m	-	84	MCV1	C or H <12 months	82	24-35 m	3936	84
Pol3	Card or History	90.5	12-23 m	3755	84	MCV1	Card	55.7	24-35 m	-	84
Pol3	History	12.1	12-23 m	-	84	MCV1	Card or History	92.4	24-35 m	3936	84
RotaC	C or H <12 months	60.3	12-23 m	3755	84	MCV1	History	36.7	24-35 m	-	84
RotaC	Card	47.3	12-23 m	-	84	PcV1	C or H <12 months	84.6	24-35 m	3936	84
RotaC	Card or History	63.4	12-23 m	3755	84	PcV1	Card	53.6	24-35 m	-	84
RotaC	History	16.1	12-23 m	-	84	PcV1	Card or History	90.4	24-35 m	3936	84

2012 Malawi MDG Endline Survey 2014

Vaccine	Confirmation method	Coverage	Age cohort	Sample	Cards seen
BCG	C or H <12 months	93.4	24-35 m	3936	84
BCG	Card	60.1	24-35 m	-	84
BCG	Card or History	96.4	24-35 m	3936	84
BCG	History	36.3	24-35 m	-	84
DTP1	C or H <12 months	94.3	24-35 m	3936	84

PcV1	History	36.8	24-35 m	-	84
PcV3	C or H <12 months	67.3	24-35 m	3936	84
PcV3	Card	46.1	24-35 m	-	84
PcV3	Card or History	75.6	24-35 m	3936	84
PcV3	History	29.5	24-35 m	-	84
Pol1	C or H <12 months	93.1	24-35 m	3936	84
Pol1	Card	60.4	24-35 m	-	84
Pol1	Card or History	96.4	24-35 m	3936	84
Pol1	History	36	24-35 m	-	84
Pol3	C or H <12 months	83.6	24-35 m	3936	84

Malawi - survey details

Pol3	Card	59	24-35 m	-	84
Pol3	Card or History	87.5	24-35 m	3936	84
Pol3	History	28.5	24-35 m	-	84
RotaC	C or H <12 months	11.7	24-35 m	3936	84
RotaC	Card	2.9	24-35 m	-	84
RotaC	Card or History	26	24-35 m	3936	84
RotaC	History	23.1	24-35 m	-	84

2009 Malawi Demographic and Health Survey 2010

Vaccine	Confirmation method	Coverage	Age cohort	Sample	Cards seen
BCG	C or H <12 months	96.3	12-23 m	3774	81
BCG	Card	80	12-23 m	3774	81
BCG	Card or History	97.2	12-23 m	3774	81
BCG	History	17.2	12-23 m	3774	81
DTP1	C or H <12 months	96.5	12-23 m	3774	81
DTP1	Card	80.2	12-23 m	3774	81
DTP1	Card or History	97.3	12-23 m	3774	81
DTP1	History	17.1	12-23 m	3774	81
DTP3	C or H <12 months	91.9	12-23 m	3774	81
DTP3	Card	78.7	12-23 m	3774	81
DTP3	Card or History	93	12-23 m	3774	81
DTP3	History	14.3	12-23 m	3774	81
HepB1	C or H <12 months	96.5	12-23 m	3774	81
HepB1	Card	80.2	12-23 m	3774	81
HepB1	Card or History	97.3	12-23 m	3774	81
HepB1	History	17.1	12-23 m	3774	81
HepB3	C or H <12 months	91.9	12-23 m	3774	81
HepB3	Card	78.7	12-23 m	3774	81
HepB3	Card or History	93	12-23 m	3774	81
HepB3	History	14.3	12-23 m	3774	81
Hib1	C or H <12 months	96.5	12-23 m	3774	81
Hib1	Card	80.2	12-23 m	3774	81
Hib1	Card or History	97.3	12-23 m	3774	81
Hib1	History	17.1	12-23 m	3774	81
Hib3	C or H <12 months	91.9	12-23 m	3774	81
Hib3	Card	78.7	12-23 m	3774	81
Hib3	Card or History	93	12-23 m	3774	81
Hib3	History	14.3	12-23 m	3774	81

MCV1	C or H <12 months	82.6	12-23 m	3774	81
MCV1	Card	76.2	12-23 m	3774	81
MCV1	Card or History	93	12-23 m	3774	81
MCV1	History	16.8	12-23 m	3774	81
Pol1	C or H <12 months	95.8	12-23 m	3774	81
Pol1	Card	80.2	12-23 m	3774	81
Pol1	Card or History	96.6	12-23 m	3774	81
Pol1	History	16.5	12-23 m	3774	81
Pol3	C or H <12 months	84.4	12-23 m	3774	81
Pol3	Card	78.3	12-23 m	3774	81
Pol3	Card or History	85.6	12-23 m	3774	81
Pol3	History	7.4	12-23 m	3774	81

2005 Malawi Multiple Indicator Cluster Survey 2006

Vaccine	Confirmation method	Coverage	Age cohort	Sample	Cards seen
BCG	C or H <12 months	95.2	12-23 m	5080	77
BCG	Card	74.9	12-23 m	5080	77
BCG	Card or History	95.7	12-23 m	5080	77
BCG	History	20.8	12-23 m	5080	77
DTP1	C or H <12 months	95.3	12-23 m	5080	77
DTP1	Card	75.6	12-23 m	5080	77
DTP1	Card or History	96.2	12-23 m	5080	77
DTP1	History	20.6	12-23 m	5080	77
DTP3	C or H <12 months	84.4	12-23 m	5080	77
DTP3	Card	72.7	12-23 m	5080	77
DTP3	Card or History	86.4	12-23 m	5080	77
DTP3	History	13.7	12-23 m	5080	77
HepB1	C or H <12 months	95.3	12-23 m	5080	77
HepB1	Card	75.6	12-23 m	5080	77
HepB1	Card or History	96.2	12-23 m	5080	77
HepB1	History	20.6	12-23 m	5080	77
HepB3	C or H <12 months	84.4	12-23 m	5080	77
HepB3	Card	72.7	12-23 m	5080	77
HepB3	Card or History	86.4	12-23 m	5080	77
HepB3	History	13.7	12-23 m	5080	77
Hib1	C or H <12 months	95.3	12-23 m	5080	77
Hib1	Card	75.6	12-23 m	5080	77
Hib1	Card or History	96.2	12-23 m	5080	77

Malawi - survey details

Hib1	History	20.6	12-23 m	5080	77
Hib3	C or H <12 months	84.4	12-23 m	5080	77
Hib3	Card	72.7	12-23 m	5080	77
Hib3	Card or History	86.4	12-23 m	5080	77
Hib3	History	13.7	12-23 m	5080	77
MCV1	C or H <12 months	75.9	12-23 m	5080	77
MCV1	Card	65.5	12-23 m	5080	77
MCV1	Card or History	84.4	12-23 m	5080	77
MCV1	History	18.9	12-23 m	5080	77
Pol1	C or H <12 months	95.2	12-23 m	5080	77
Pol1	Card	75.6	12-23 m	5080	77
Pol1	Card or History	95.5	12-23 m	5080	77
Pol1	History	19.9	12-23 m	5080	77
Pol3	C or H <12 months	79.1	12-23 m	5080	77
Pol3	Card	72.4	12-23 m	5080	77
Pol3	Card or History	81.3	12-23 m	5080	77
Pol3	History	8.8	12-23 m	5080	77

2003 Malawi Demographic and Health Survey 2004

Vaccine	Confirmation method	Coverage	Age cohort	Sample	Cards seen
BCG	C or H <12 months	89.7	12-23 m	2194	74
BCG	Card	70.3	12-23 m	2194	74
BCG	Card or History	91.4	12-23 m	2194	74
BCG	History	21.1	12-23 m	2194	74
DTP1	C or H <12 months	94	12-23 m	2194	74
DTP1	Card	73.3	12-23 m	2194	74
DTP1	Card or History	95	12-23 m	2194	74
DTP1	History	21.6	12-23 m	2194	74
DTP3	C or H <12 months	76.1	12-23 m	2194	74
DTP3	Card	67.2	12-23 m	2194	74
DTP3	Card or History	81.5	12-23 m	2194	74
DTP3	History	14.3	12-23 m	2194	74
MCV1	C or H <12 months	62.7	12-23 m	2194	74
MCV1	Card	61.8	12-23 m	2194	74
MCV1	Card or History	78.7	12-23 m	2194	74
MCV1	History	16.9	12-23 m	2194	74
Pol1	C or H <12 months	93.9	12-23 m	2194	74
Pol1	Card	73.7	12-23 m	2194	74

Pol1	Card or History	94.9	12-23 m	2194	74
Pol1	History	21.3	12-23 m	2194	74
Pol3	C or H <12 months	73.2	12-23 m	2194	74
Pol3	Card	67.4	12-23 m	2194	74
Pol3	Card or History	77.7	12-23 m	2194	74
Pol3	History	10.2	12-23 m	2194	74

1999 Malawi Demographic and Health Survey 2000, 2001

Vaccine	Confirmation method	Coverage	Age cohort	Sample	Cards seen
BCG	C or H <12 months	89.7	12-23 m	2238	81
BCG	Card	76.9	12-23 m	2238	81
BCG	Card or History	91.4	12-23 m	2238	81
BCG	History	15.4	12-23 m	2238	81
DTP1	C or H <12 months	93.8	12-23 m	2238	81
DTP1	Card	80.3	12-23 m	2238	81
DTP1	Card or History	95.9	12-23 m	2238	81
DTP1	History	15.5	12-23 m	2238	81
DTP3	C or H <12 months	78.6	12-23 m	2238	81
DTP3	Card	73.7	12-23 m	2238	81
DTP3	Card or History	84.2	12-23 m	2238	81
DTP3	History	10.4	12-23 m	2238	81
MCV1	C or H <12 months	64.2	12-23 m	2238	81
MCV1	Card	70.2	12-23 m	2238	81
MCV1	Card or History	83.2	12-23 m	2238	81
MCV1	History	13	12-23 m	2238	81
Pol1	C or H <12 months	93.3	12-23 m	2238	81
Pol1	Card	80.1	12-23 m	2238	81
Pol1	Card or History	95.7	12-23 m	2238	81
Pol1	History	15.6	12-23 m	2238	81
Pol3	C or H <12 months	72.7	12-23 m	2238	81
Pol3	Card	72.4	12-23 m	2238	81
Pol3	Card or History	79.8	12-23 m	2238	81
Pol3	History	7.4	12-23 m	2238	81

1998 National EPI Comprehensive Review Report, 1999

Malawi - survey details

Vaccine	Confirmation method	Coverage	Age cohort	Sample	Cards seen		MCV1	Card		11-23 m	210	93
BCG	Card	86.2	11-23 m	210	93		MCV1	Card or History	90	11-23 m	210	93
BCG	Card or History	92.4	11-23 m	210	93		Pol1	Card	90.9	11-23 m	210	93
DTP1	Card	91	11-23 m	210	93		Pol1	Card or History	97.1	11-23 m	210	93
DTP1	Card or History	97	11-23 m	210	93		Pol3	Card	87	11-23 m	210	93
DTP3	Card	88	11-23 m	210	93		Pol3	Card or History	93	11-23 m	210	93
DTP3	Card or History	94	11-23 m	210	93							

Malawi - survey details

Further information and estimates for previous years are available at:

<https://data.unicef.org/topic/child-health/immunization/>

<https://immunizationdata.who.int/listing.html>