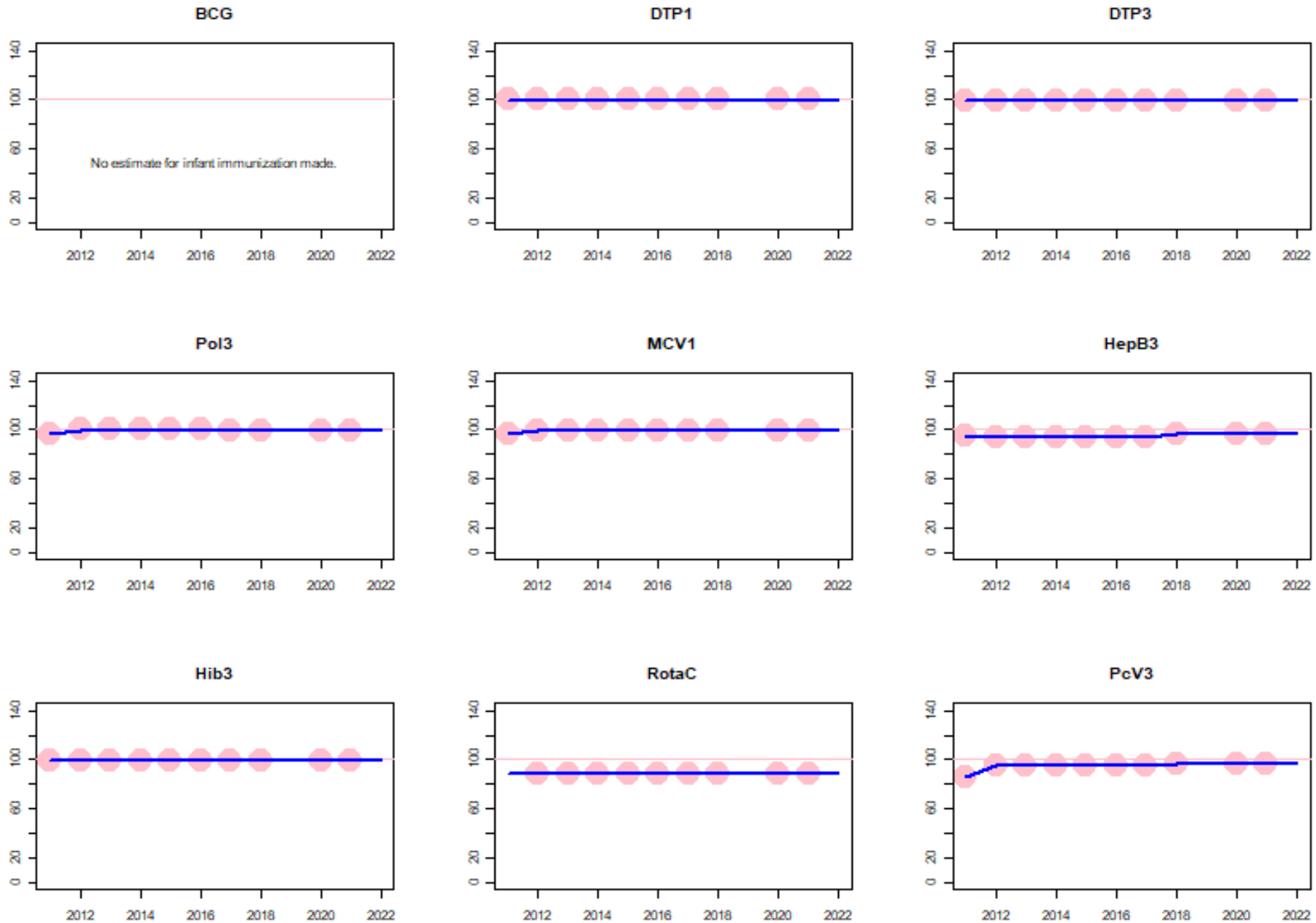


Luxembourg: WHO and UNICEF estimates of immunization coverage: 2022 revision



BACKGROUND NOTE: Each year WHO and UNICEF jointly review reports submitted by Member States regarding national immunization coverage, finalized survey reports as well as data from the published and grey literature. Based on these data, with due consideration to potential biases and the views of local experts, WHO and UNICEF attempt to distinguish between situations where the available empirical data accurately reflect immunization system performance and those where the data are likely to be compromised and present a misleading view of immunization coverage while jointly estimating the most likely coverage levels for each country.

WHO and UNICEF estimates are country-specific; that is to say, each country's data are reviewed individually, and data are not borrowed from other countries in the absence of data. Estimates are not based on ad hoc adjustments to reported data; in some instances empirical data are available from a single source, usually the nationally reported coverage data. In cases where no data are available for a given country/vaccine/year combination, data are considered from earlier and later years and interpolated to estimate coverage for the missing year(s). In cases where data sources are mixed and show large variation, an attempt is made to identify the most likely estimate with consideration of the possible biases in available data. For methods see:

*Burton et al. 2009. WHO and UNICEF estimates of national infant immunization coverage: methods and processes.

*Burton et al. 2012. A formal representation of the WHO and UNICEF estimates of national immunization coverage: a computational logic approach.

*Brown et al. 2013. An introduction to the grade of confidence used to characterize uncertainty around the WHO and UNICEF estimates of national immunization coverage.

DATA SOURCES.

ADMINISTRATIVE coverage: Reported by national authorities and based on aggregated administrative reports from health service providers on the number of vaccinations administered during a given period (numerator data) and reported target population data (denominator data). May be biased by inaccurate numerator and/or denominator data.

OFFICIAL coverage: Estimated coverage reported by national authorities that reflects their assessment of the most likely coverage based on any combination of administrative coverage, survey-based estimates or other data sources or adjustments. Approaches to determine OFFICIAL coverage may differ across countries.

SURVEY coverage: Based on estimated coverage from population-based household surveys among children aged 12-23 months or 24-35 months following a review of survey methods and results. Information is based on the combination of vaccination history from documented evidence or caregiver recall. Survey results are considered for the appropriate birth cohort based on the period of data collection.

ABBREVIATIONS

BCG: percentage of births who received one dose of Bacillus Calmette Guerin vaccine.

DTP1 / DTP3: percentage of surviving infants who received the 1st / 3rd dose, respectively, of diphtheria and tetanus toxoid with pertussis containing vaccine.

Pol3: percentage of surviving infants who received the 3rd dose of polio containing vaccine. May be either oral or inactivated polio vaccine.

IPV1: percentage of surviving infants who received at least one dose of inactivated polio vaccine. In countries utilizing an immunization schedule recommending either (i) a primary series of three doses of oral polio vaccine (OPV) plus at least one dose of IPV where OPV is included in routine

immunization and/or campaign or (ii) a sequential schedule of IPV followed by OPV, WHO and UNICEF estimates for IPV1 reflect coverage with at least one routine dose of IPV among infants <1 year of age among countries. For countries utilizing IPV containing vaccine use only, i.e., no recommended dose of OPV, the WHO and UNICEF estimate for IPV1 corresponds to coverage for the 1st dose of IPV.

Production of IPV coverage estimates, which begins in 2015, results in no change of the estimated coverage levels for the 3rd dose of polio (Pol3). For countries recommending routine immunization with a primary series of three doses of IPV alone, WHO and UNICEF estimated Pol3 coverage is equivalent to estimated coverage with three doses of IPV. For countries with a sequential schedule, estimated Pol3 coverage is based on that for the 3rd dose of polio vaccine regardless of vaccine type.

MCV1: percentage of surviving infants who received the 1st dose of measles containing vaccine. In countries where the national schedule recommends the 1st dose of MCV at 12 months or later based on the epidemiology of disease in the country, coverage estimates reflect the percentage of children who received the 1st dose of MCV as recommended.

MCV2: percentage of children who received the 2nd dose of measles containing vaccine according to the nationally recommended schedule.

RCV1: percentage of surviving infants who received the 1st dose of rubella containing vaccine. Coverage estimates are based on WHO and UNICEF estimates of coverage for the dose of measles containing vaccine that corresponds to the first measles-rubella combination vaccine. Nationally reported coverage of RCV is not taken into consideration nor are the data represented in the accompanying graph and data table.

HepBB: percentage of births which received a dose of hepatitis B vaccine within 24 hours of delivery. Estimates of hepatitis B birth dose coverage are produced only for countries with a universal birth dose policy. Estimates are not produced for countries that recommend a birth dose to infants born to HepB virus-infected mothers only or where there is insufficient information to determine whether vaccination is within 24 hours of birth.

HepB3: percentage of surviving infants who received the 3rd dose of hepatitis B containing vaccine following the birth dose.

Hib3: percentage of surviving infants who received the 3rd dose of Haemophilus influenzae type b containing vaccine.

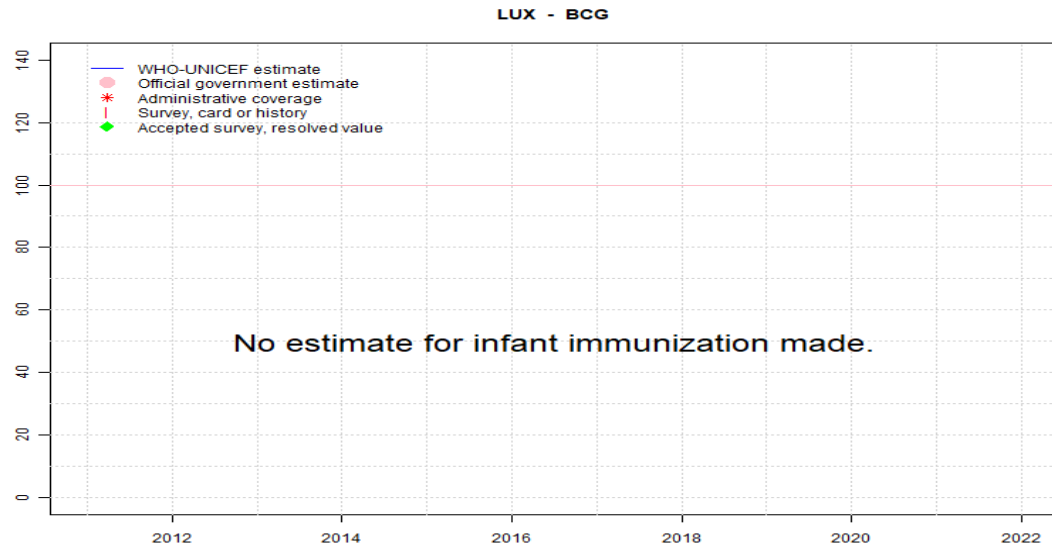
RotaC: percentage of surviving infants who received the final recommended dose of rotavirus vaccine, which can be either the 2nd or the 3rd dose depending on the vaccine.

PcV3: percentage of surviving infants who received the 3rd dose of pneumococcal conjugate vaccine. In countries where the national schedule recommends two doses during infancy and a booster dose at 12 months or later based on the epidemiology of disease in the country, coverage estimates may reflect the percentage of surviving infants who received two doses of PcV prior to the 1st birthday.

YFV: percentage of surviving infants who received one dose of yellow fever vaccine in countries where YFV is part of the national immunization schedule for children or is recommended in at risk areas; coverage estimates are annualized for the entire cohort of surviving infants.

Disclaimer: All reasonable precautions have been taken by the World Health Organization and United Nations Children's Fund to verify the information contained in this publication. However, the published material is being distributed without warranty of any kind, either expressed or implied. The responsibility for the interpretation and use of the material lies with the reader. In no event shall the World Health Organization or United Nations Children's Fund be liable for damages arising from its use.

Luxembourg - BCG



	2011	2012	2013	2014	2015	2016	2017	2018	2019	2020	2021	2022
Estimate	NA	NA	NA	NA	NA	NA	NA	NA	NA	NA	NA	NA
Estimate GoC	NA	NA	NA	NA	NA	NA	NA	NA	NA	NA	NA	NA
Official	NA	NA	NA	NA	NA	NA	NA	NA	NA	NA	NA	NA
Administrative	NA	NA	NA	NA	NA	NA	NA	NA	NA	NA	NA	NA
Survey	NA	NA	NA	NA	NA	NA	NA	NA	NA	NA	NA	NA

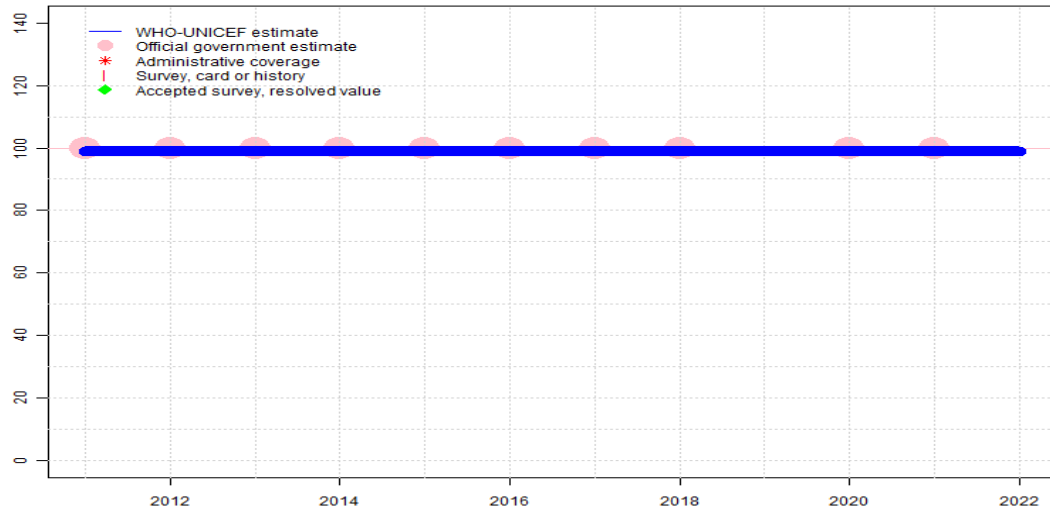
The WHO and UNICEF estimates of national immunization coverage (wuenic) are based on data and information that are of varying, and, in some instances, unknown quality. Beginning with the 2011 revision we describe the grade of confidence (GoC) we have in these estimates. As there is no underlying probability model upon which the estimates are based, we are unable to present classical measures of uncertainty, e.g., confidence intervals. Moreover, we have chosen not to make subjective estimates of plausibility/certainty ranges around the coverage. The GoC reflects the degree of empirical support upon which the estimates are based. It is not a judgment of the quality of data reported by national authorities.

- Estimate is supported by reported data [R+], coverage recalculated with an independent denominator from the World Population Prospects: 2022 revision from the UN Population Division (D+), and at least one supporting survey within 2 years [S+]. While well supported, the estimate still carries a risk of being wrong.
- Estimate is supported by at least one data source; [R+], [S+], or [D+]; and no data source, [R-], [D-], or [S-], challenges the estimate.
- There are no directly supporting data; or data from at least one source; [R-], [D-], [S-]; challenge the estimate.

In all cases these estimates should be used with caution and should be assessed in light of the objective for which they are being used.

Luxembourg - DTP1

LUX - DTP1



Description:

2022: Reported data calibrated to 1997 levels. GoC=No accepted empirical data
 2021: Reported data calibrated to 1997 levels. Official estimates are derived from the latest vaccination coverage survey of children aged 25-30 months. Estimate challenged by: R-
 2020: Reported data calibrated to 1997 levels. Estimate challenged by: R-
 2019: Reported data calibrated to 1997 levels. GoC=No accepted empirical data
 2018: Reported data calibrated to 1997 levels. Estimate challenged by: R-
 2017: Reported data calibrated to 1997 levels. Estimate challenged by: R-
 2016: Reported data calibrated to 1997 levels. Estimate challenged by: R-
 2015: Reported data calibrated to 1997 levels. High levels of coverage supported by a survey of 472 children aged 25-30 m which shows coverage of 100 percent. Estimate challenged by: R-
 2014: Reported data calibrated to 1997 levels. Estimate challenged by: R-
 2013: Reported data calibrated to 1997 levels. Estimate challenged by: R-
 2012: Reported data calibrated to 1997 levels. Estimate challenged by: R-
 2011: Reported data calibrated to 1997 levels. Estimate challenged by: R-

	2011	2012	2013	2014	2015	2016	2017	2018	2019	2020	2021	2022
Estimate	99	99	99	99	99	99	99	99	99	99	99	99
Estimate GoC	•	•	•	•	•	•	•	•	•	•	•	•
Official	100	100	100	100	100	100	100	100	NA	100	100	NA
Administrative	NA	NA	NA	NA	NA	NA	NA	NA	NA	NA	NA	NA
Survey	NA	NA	NA	NA	NA	NA	NA	NA	NA	NA	NA	NA

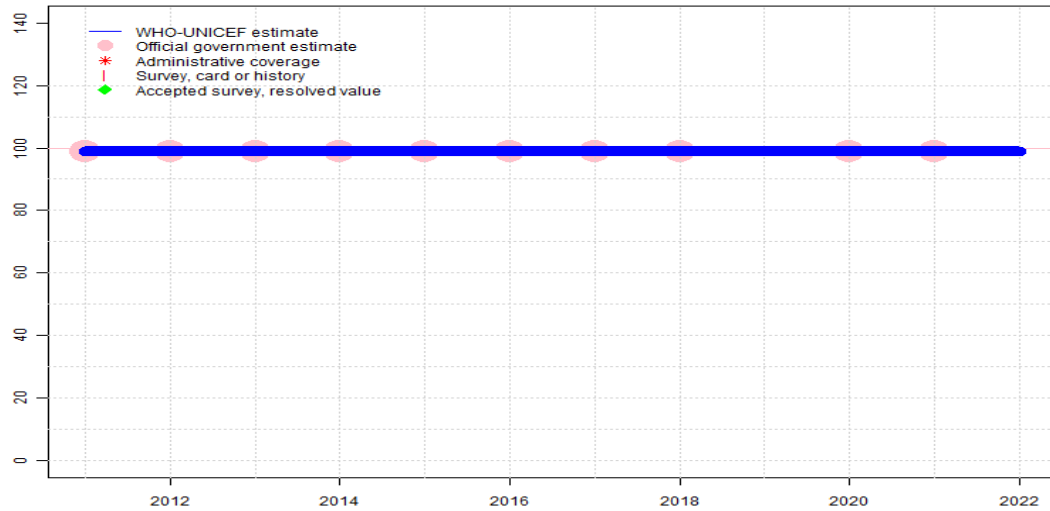
The WHO and UNICEF estimates of national immunization coverage (wuenic) are based on data and information that are of varying, and, in some instances, unknown quality. Beginning with the 2011 revision we describe the grade of confidence (GoC) we have in these estimates. As there is no underlying probability model upon which the estimates are based, we are unable to present classical measures of uncertainty, e.g., confidence intervals. Moreover, we have chosen not to make subjective estimates of plausibility/certainty ranges around the coverage. The GoC reflects the degree of empirical support upon which the estimates are based. It is not a judgment of the quality of data reported by national authorities.

- Estimate is supported by reported data [R+], coverage recalculated with an independent denominator from the World Population Prospects: 2022 revision from the UN Population Division (D+), and at least one supporting survey within 2 years [S+]. While well supported, the estimate still carries a risk of being wrong.
- Estimate is supported by at least one data source; [R+], [S+], or [D+]; and no data source, [R-], [D-], or [S-], challenges the estimate.
- There are no directly supporting data; or data from at least one source; [R-], [D-], [S-]; challenge the estimate.

In all cases these estimates should be used with caution and should be assessed in light of the objective for which they are being used.

Luxembourg - DTP3

LUX - DTP3



Description:

- 2022: Estimate based on extrapolation from data reported by national government. GoC=No accepted empirical data
- 2021: Estimate informed by reported data. Official estimates are derived from the latest vaccination coverage survey of children aged 25-30 months. GoC=R+
- 2020: Estimate informed by reported data. GoC=R+
- 2019: Estimate informed by interpolation between reported data. GoC=No accepted empirical data
- 2018: Estimate informed by reported data. GoC=R+
- 2017: Estimate informed by reported data. GoC=R+
- 2016: Estimate informed by reported data. GoC=R+
- 2015: Estimate informed by reported data. High levels of coverage supported by a survey of 472 children aged 25-30 m which shows coverage of 99 percent. GoC=R+
- 2014: Estimate informed by reported data. GoC=R+
- 2013: Estimate informed by reported data. GoC=R+
- 2012: Estimate informed by reported data. GoC=R+
- 2011: Estimate informed by reported data. GoC=R+

	2011	2012	2013	2014	2015	2016	2017	2018	2019	2020	2021	2022
Estimate	99	99	99	99	99	99	99	99	99	99	99	99
Estimate GoC	●●	●●	●●	●●	●●	●●	●●	●●	●	●●	●●	●
Official	99	99	99	99	99	99	99	99	NA	99	99	NA
Administrative	NA	NA	NA	NA	NA	NA	NA	NA	NA	NA	NA	NA
Survey	NA	NA	NA	NA	NA	NA	NA	NA	NA	NA	NA	NA

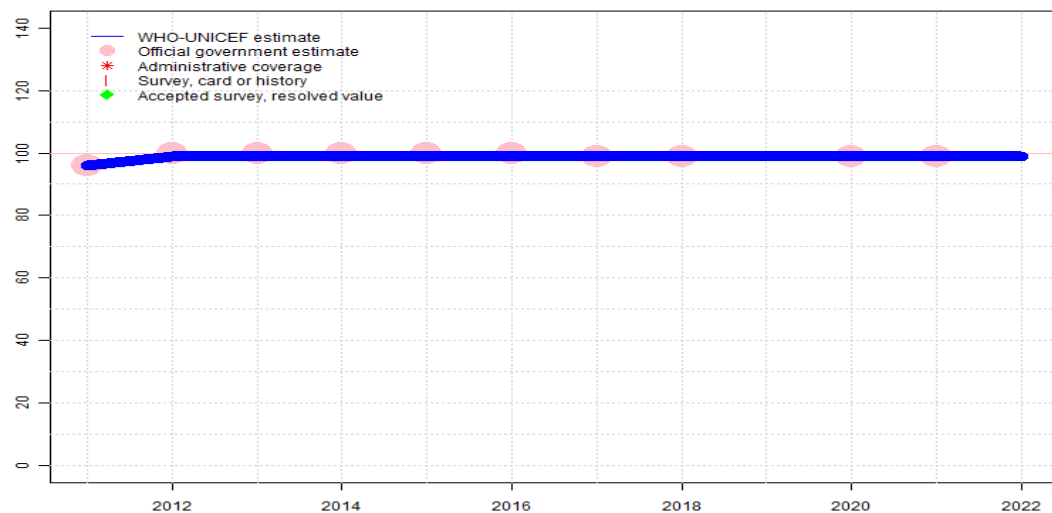
The WHO and UNICEF estimates of national immunization coverage (wuenic) are based on data and information that are of varying, and, in some instances, unknown quality. Beginning with the 2011 revision we describe the grade of confidence (GoC) we have in these estimates. As there is no underlying probability model upon which the estimates are based, we are unable to present classical measures of uncertainty, e.g., confidence intervals. Moreover, we have chosen not to make subjective estimates of plausibility/certainty ranges around the coverage. The GoC reflects the degree of empirical support upon which the estimates are based. It is not a judgment of the quality of data reported by national authorities.

- Estimate is supported by reported data [R+], coverage recalculated with an independent denominator from the World Population Prospects: 2022 revision from the UN Population Division (D+), and at least one supporting survey within 2 years [S+]. While well supported, the estimate still carries a risk of being wrong.
- Estimate is supported by at least one data source; [R+], [S+], or [D+]; and no data source, [R-], [D-], or [S-], challenges the estimate.
- There are no directly supporting data; or data from at least one source; [R-], [D-], [S-]; challenge the estimate.

In all cases these estimates should be used with caution and should be assessed in light of the objective for which they are being used.

Luxembourg - Pol3

LUX - Pol3



Description:

- 2022: Estimate based on extrapolation from data reported by national government. GoC=No accepted empirical data
- 2021: Estimate informed by reported data. Official estimates are derived from the latest vaccination coverage survey of children aged 25-30 months. GoC=R+
- 2020: Estimate informed by reported data. GoC=R+
- 2019: Estimate informed by interpolation between reported data. GoC=No accepted empirical data
- 2018: Estimate informed by reported data. GoC=R+
- 2017: Estimate informed by reported data. GoC=R+
- 2016: Estimate informed by reported data. GoC=R+
- 2015: Estimate informed by reported data. High levels of coverage supported by a survey of 472 children aged 25-30 m which shows coverage of 99 percent. GoC=R+
- 2014: Estimate informed by reported data. GoC=R+
- 2013: Estimate informed by reported data. GoC=R+
- 2012: Estimate informed by reported data. GoC=R+
- 2011: Estimate informed by reported data. GoC=R+

	2011	2012	2013	2014	2015	2016	2017	2018	2019	2020	2021	2022
Estimate	96	99	99	99	99	99	99	99	99	99	99	99
Estimate GoC	●●	●●	●●	●●	●●	●●	●●	●●	●	●●	●●	●
Official	96	100	100	100	100	100	99	99	NA	99	99	NA
Administrative	NA	NA	NA	NA	NA	NA	NA	NA	NA	NA	NA	NA
Survey	NA	NA	NA	NA	NA	NA	NA	NA	NA	NA	NA	NA

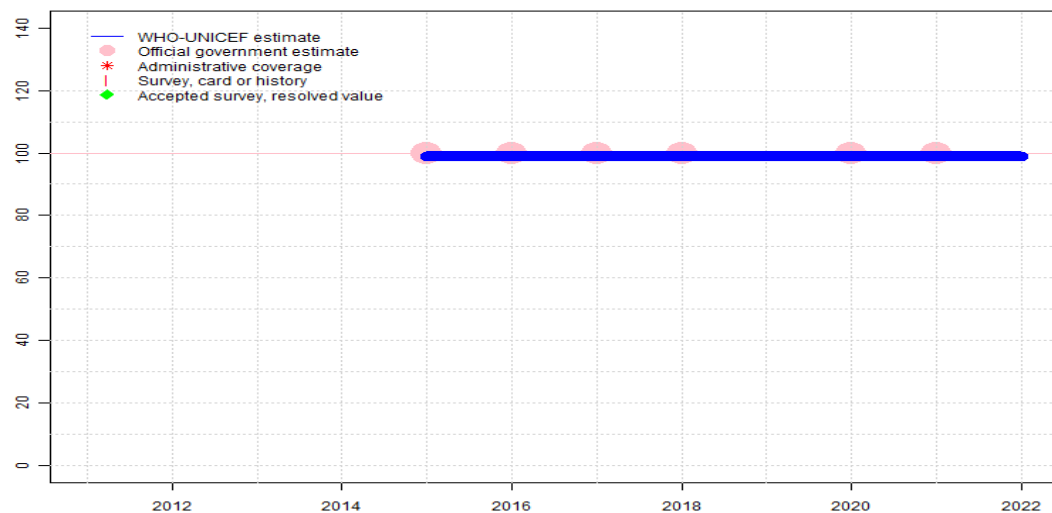
The WHO and UNICEF estimates of national immunization coverage (wuenic) are based on data and information that are of varying, and, in some instances, unknown quality. Beginning with the 2011 revision we describe the grade of confidence (GoC) we have in these estimates. As there is no underlying probability model upon which the estimates are based, we are unable to present classical measures of uncertainty, e.g., confidence intervals. Moreover, we have chosen not to make subjective estimates of plausibility/certainty ranges around the coverage. The GoC reflects the degree of empirical support upon which the estimates are based. It is not a judgment of the quality of data reported by national authorities.

- Estimate is supported by reported data [R+], coverage recalculated with an independent denominator from the World Population Prospects: 2022 revision from the UN Population Division (D+), and at least one supporting survey within 2 years [S+]. While well supported, the estimate still carries a risk of being wrong.
- Estimate is supported by at least one data source; [R+], [S+], or [D+]; and no data source, [R-], [D-], or [S-], challenges the estimate.
- There are no directly supporting data; or data from at least one source; [R-], [D-], [S-]; challenge the estimate.

In all cases these estimates should be used with caution and should be assessed in light of the objective for which they are being used.

Luxembourg - IPV1

LUX - IPV1



Description:

Estimates for a dose of inactivated polio vaccine (IPV) begin in 2015 following the Global Polio Eradication Initiative's Polio Eradication and Endgame Strategic Plan: 2013-2018 which recommended at least one full dose or two fractional doses of IPV into routine immunization schedules as a strategy to mitigate the potential consequences should any re-emergence of type 2 poliovirus occur following the planned withdrawal of Sabin type 2 strains from oral polio vaccine (OPV).

- 2022: Estimate informed by extrapolation from reported data. GoC=No accepted empirical data
- 2021: Estimate informed by reported data. Official estimates are derived from the latest vaccination coverage survey of children aged 25-30 months. GoC=R+
- 2020: Estimate informed by reported data. GoC=R+
- 2019: Estimate informed by interpolation between reported data. GoC=No accepted empirical data
- 2018: Estimate informed by reported data. GoC=R+
- 2017: Estimate informed by reported data. GoC=R+
- 2016: Estimate informed by reported data. GoC=R+
- 2015: Estimate informed by reported data. GoC=R+

	2011	2012	2013	2014	2015	2016	2017	2018	2019	2020	2021	2022
Estimate	NA	NA	NA	NA	99	99	99	99	99	99	99	99
Estimate GoC	NA	NA	NA	NA	••	••	••	••	•	••	••	•
Official	NA	NA	NA	NA	100	100	100	100	NA	100	100	NA
Administrative	NA	NA	NA	NA	NA	NA	NA	NA	NA	NA	NA	NA
Survey	NA	NA	NA	NA	NA	NA	NA	NA	NA	NA	NA	NA

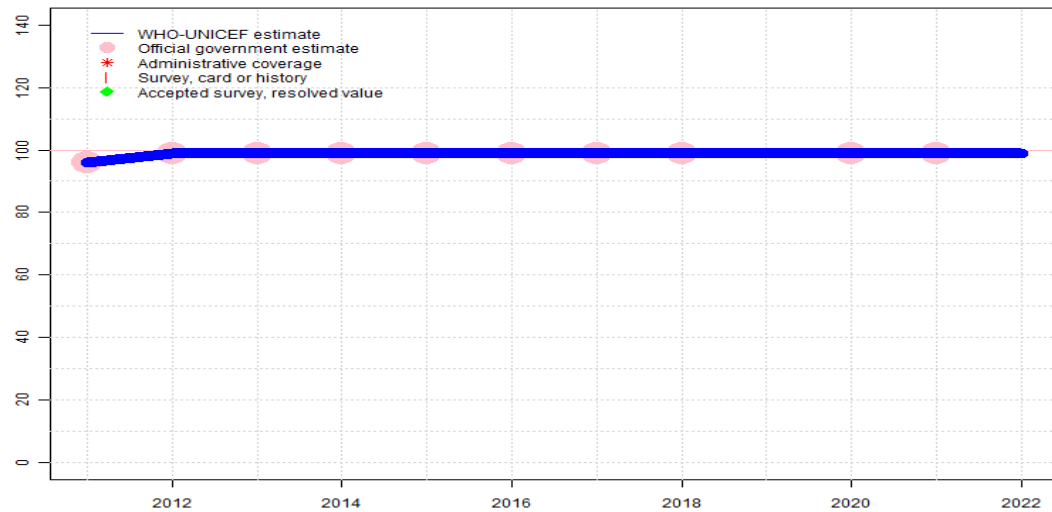
The WHO and UNICEF estimates of national immunization coverage (wuenic) are based on data and information that are of varying, and, in some instances, unknown quality. Beginning with the 2011 revision we describe the grade of confidence (GoC) we have in these estimates. As there is no underlying probability model upon which the estimates are based, we are unable to present classical measures of uncertainty, e.g., confidence intervals. Moreover, we have chosen not to make subjective estimates of plausibility/certainty ranges around the coverage. The GoC reflects the degree of empirical support upon which the estimates are based. It is not a judgment of the quality of data reported by national authorities.

- Estimate is supported by reported data [R+], coverage recalculated with an independent denominator from the World Population Prospects: 2022 revision from the UN Population Division (D+), and at least one supporting survey within 2 years [S+]. While well supported, the estimate still carries a risk of being wrong.
- Estimate is supported by at least one data source; [R+], [S+], or [D+]; and no data source, [R-], [D-], or [S-], challenges the estimate.
- There are no directly supporting data; or data from at least one source; [R-], [D-], [S-]; challenge the estimate.

In all cases these estimates should be used with caution and should be assessed in light of the objective for which they are being used.

Luxembourg - MCV1

LUX - MCV1



Description:

- 2022: Estimate based on extrapolation from data reported by national government. GoC=No accepted empirical data
- 2021: Estimate informed by reported data. Official estimates are derived from the latest vaccination coverage survey of children aged 25-30 months. GoC=R+
- 2020: Estimate informed by reported data. GoC=R+
- 2019: Estimate informed by interpolation between reported data. GoC=No accepted empirical data
- 2018: Estimate informed by reported data. GoC=R+
- 2017: Estimate informed by reported data. GoC=R+
- 2016: Estimate informed by reported data. GoC=R+
- 2015: Estimate informed by reported data. High levels of coverage supported by a survey of 472 children aged 25-30 m which shows coverage of 99 percent. GoC=R+
- 2014: Estimate informed by reported data. GoC=R+
- 2013: Estimate informed by reported data. GoC=R+
- 2012: Estimate informed by reported data. GoC=R+
- 2011: Estimate informed by reported data. GoC=R+

	2011	2012	2013	2014	2015	2016	2017	2018	2019	2020	2021	2022
Estimate	96	99	99	99	99	99	99	99	99	99	99	99
Estimate GoC	●●	●●	●●	●●	●●	●●	●●	●●	●	●●	●●	●
Official	96	99	99	99	99	99	99	99	NA	99	99	NA
Administrative	NA	NA	NA	NA	NA	NA	NA	NA	NA	NA	NA	NA
Survey	NA	NA	NA	NA	NA	NA	NA	NA	NA	NA	NA	NA

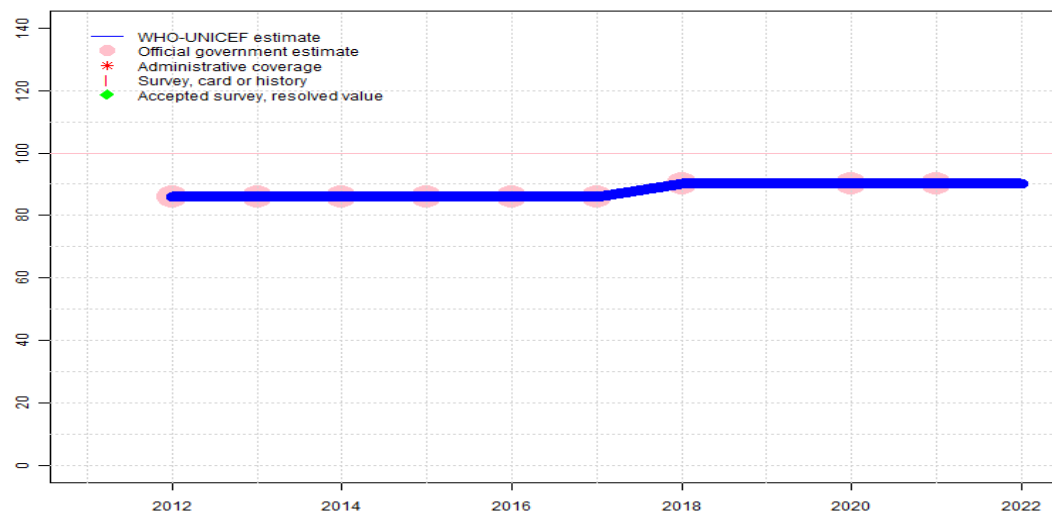
The WHO and UNICEF estimates of national immunization coverage (wuenic) are based on data and information that are of varying, and, in some instances, unknown quality. Beginning with the 2011 revision we describe the grade of confidence (GoC) we have in these estimates. As there is no underlying probability model upon which the estimates are based, we are unable to present classical measures of uncertainty, e.g., confidence intervals. Moreover, we have chosen not to make subjective estimates of plausibility/certainty ranges around the coverage. The GoC reflects the degree of empirical support upon which the estimates are based. It is not a judgment of the quality of data reported by national authorities.

- Estimate is supported by reported data [R+], coverage recalculated with an independent denominator from the World Population Prospects: 2022 revision from the UN Population Division (D+), and at least one supporting survey within 2 years [S+]. While well supported, the estimate still carries a risk of being wrong.
- Estimate is supported by at least one data source; [R+], [S+], or [D+]; and no data source, [R-], [D-], or [S-], challenges the estimate.
- There are no directly supporting data; or data from at least one source; [R-], [D-], [S-]; challenge the estimate.

In all cases these estimates should be used with caution and should be assessed in light of the objective for which they are being used.

Luxembourg - MCV2

LUX - MCV2



Description:

Coverage estimates for the second dose of measles containing vaccine are for children by the nationally recommended age.

- 2022: Estimate informed by extrapolation from reported data. GoC=No accepted empirical data
- 2021: Estimate informed by reported data. Official estimates are derived from the latest vaccination coverage survey of children aged 25-30 months. GoC=R+
- 2020: Estimate informed by reported data. GoC=R+
- 2019: Estimate informed by interpolation between reported data. GoC=No accepted empirical data
- 2018: Estimate informed by reported data. GoC=R+
- 2017: Estimate informed by reported data. GoC=R+
- 2016: Estimate informed by reported data. GoC=R+
- 2015: Estimate informed by reported data. GoC=R+
- 2014: Estimate informed by reported data. GoC=R+
- 2013: Estimate informed by reported data. GoC=R+
- 2012: Estimate informed by reported data. Vaccine introduced in 1994 and reporting began in 2012. GoC=R+

	2011	2012	2013	2014	2015	2016	2017	2018	2019	2020	2021	2022
Estimate	NA	86	86	86	86	86	86	90	90	90	90	90
Estimate GoC	NA	••	••	••	••	••	••	••	•	••	••	•
Official	NA	86	86	86	86	86	86	90	NA	90	90	NA
Administrative	NA	NA	NA	NA	NA	NA	NA	NA	NA	NA	NA	NA
Survey	NA	NA	NA	NA	NA	NA	NA	NA	NA	NA	NA	NA

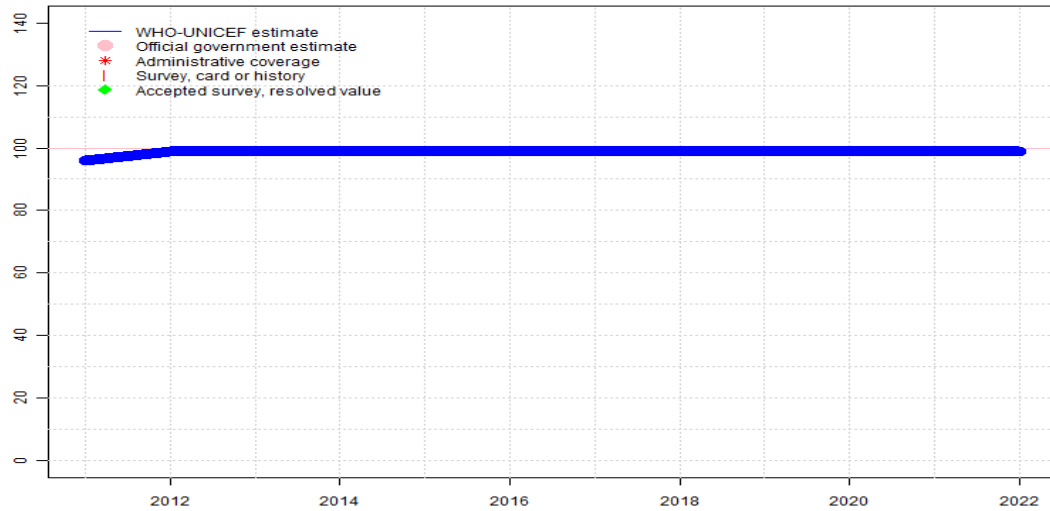
The WHO and UNICEF estimates of national immunization coverage (wuenic) are based on data and information that are of varying, and, in some instances, unknown quality. Beginning with the 2011 revision we describe the grade of confidence (GoC) we have in these estimates. As there is no underlying probability model upon which the estimates are based, we are unable to present classical measures of uncertainty, e.g., confidence intervals. Moreover, we have chosen not to make subjective estimates of plausibility/certainty ranges around the coverage. The GoC reflects the degree of empirical support upon which the estimates are based. It is not a judgment of the quality of data reported by national authorities.

- Estimate is supported by reported data [R+], coverage recalculated with an independent denominator from the World Population Prospects: 2022 revision from the UN Population Division (D+), and at least one supporting survey within 2 years [S+]. While well supported, the estimate still carries a risk of being wrong.
- Estimate is supported by at least one data source; [R+], [S+], or [D+]; and no data source, [R-], [D-], or [S-], challenges the estimate.
- There are no directly supporting data; or data from at least one source; [R-], [D-], [S-]; challenge the estimate.

In all cases these estimates should be used with caution and should be assessed in light of the objective for which they are being used.

Luxembourg - RCV1

LUX - RCV1



Description:

For this revision, coverage estimates for the first dose of rubella containing vaccine are based on WHO and UNICEF estimates of coverage of measles containing vaccine. Nationally reported coverage of rubella containing vaccine is not taken into consideration nor are they represented in the the accompanying graph and data table.

- 2022: Estimate based on estimated MCV1. GoC=No accepted empirical data
- 2021: Estimate based on estimated MCV1. Official estimates are derived from the latest vaccination coverage survey of children aged 25-30 months. GoC=R+
- 2020: Estimate based on estimated MCV1. GoC=R+
- 2019: Estimate based on estimated MCV1. GoC=No accepted empirical data
- 2018: Estimate based on estimated MCV1. GoC=R+
- 2017: Estimate based on estimated MCV1. GoC=R+
- 2016: Estimate based on estimated MCV1. GoC=R+
- 2015: Estimate based on estimated MCV1. GoC=R+
- 2014: Estimate based on estimated MCV1. GoC=R+
- 2013: Estimate based on estimated MCV1. GoC=R+
- 2012: Estimate based on estimated MCV1. GoC=R+
- 2011: Estimate based on estimated MCV1. GoC=R+

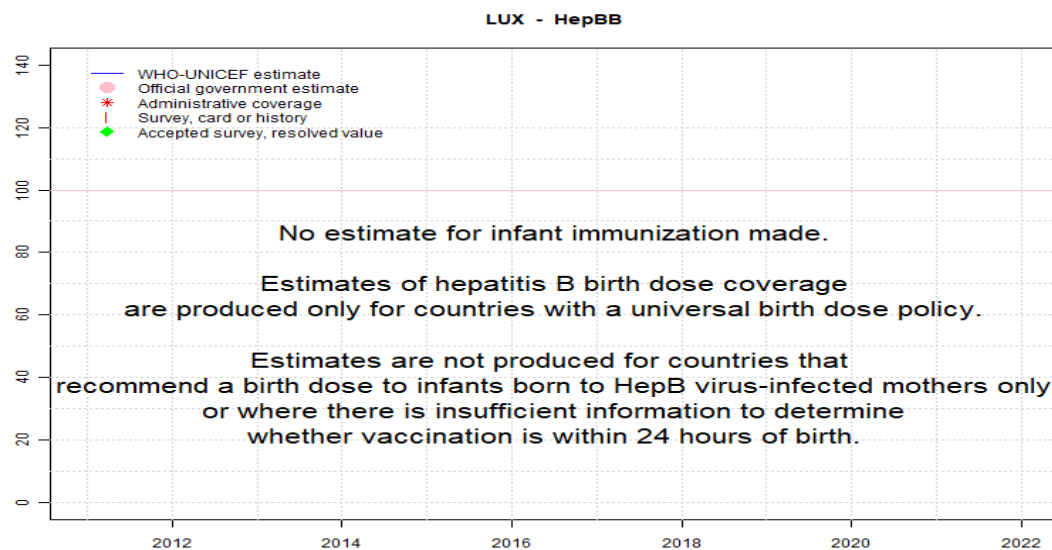
	2011	2012	2013	2014	2015	2016	2017	2018	2019	2020	2021	2022
Estimate	96	99	99	99	99	99	99	99	99	99	99	99
Estimate GoC	••	••	••	••	••	••	••	••	•	••	••	•
Official	NA	NA	NA	NA	NA	NA	NA	NA	NA	NA	NA	NA
Administrative	NA	NA	NA	NA	NA	NA	NA	NA	NA	NA	NA	NA
Survey	NA	NA	NA	NA	NA	NA	NA	NA	NA	NA	NA	NA

The WHO and UNICEF estimates of national immunization coverage (wuenic) are based on data and information that are of varying, and, in some instances, unknown quality. Beginning with the 2011 revision we describe the grade of confidence (GoC) we have in these estimates. As there is no underlying probability model upon which the estimates are based, we are unable to present classical measures of uncertainty, e.g., confidence intervals. Moreover, we have chosen not to make subjective estimates of plausibility/certainty ranges around the coverage. The GoC reflects the degree of empirical support upon which the estimates are based. It is not a judgment of the quality of data reported by national authorities.

- Estimate is supported by reported data [R+], coverage recalculated with an independent denominator from the World Population Prospects: 2022 revision from the UN Population Division (D+), and at least one supporting survey within 2 years [S+]. While well supported, the estimate still carries a risk of being wrong.
- Estimate is supported by at least one data source; [R+], [S+], or [D+]; and no data source, [R-], [D-], or [S-], challenges the estimate.
- There are no directly supporting data; or data from at least one source; [R-], [D-], [S-]; challenge the estimate.

In all cases these estimates should be used with caution and should be assessed in light of the objective for which they are being used.

Luxembourg - HepBB



	2011	2012	2013	2014	2015	2016	2017	2018	2019	2020	2021	2022
Estimate	NA	NA	NA	NA	NA	NA	NA	NA	NA	NA	NA	NA
Estimate GoC	NA	NA	NA	NA	NA	NA	NA	NA	NA	NA	NA	NA
Official	NA	NA	NA	NA	NA	NA	NA	NA	NA	NA	NA	NA
Administrative	NA	NA	NA	NA	NA	NA	NA	NA	NA	NA	NA	NA
Survey	NA	NA	NA	NA	NA	NA	NA	NA	NA	NA	NA	NA

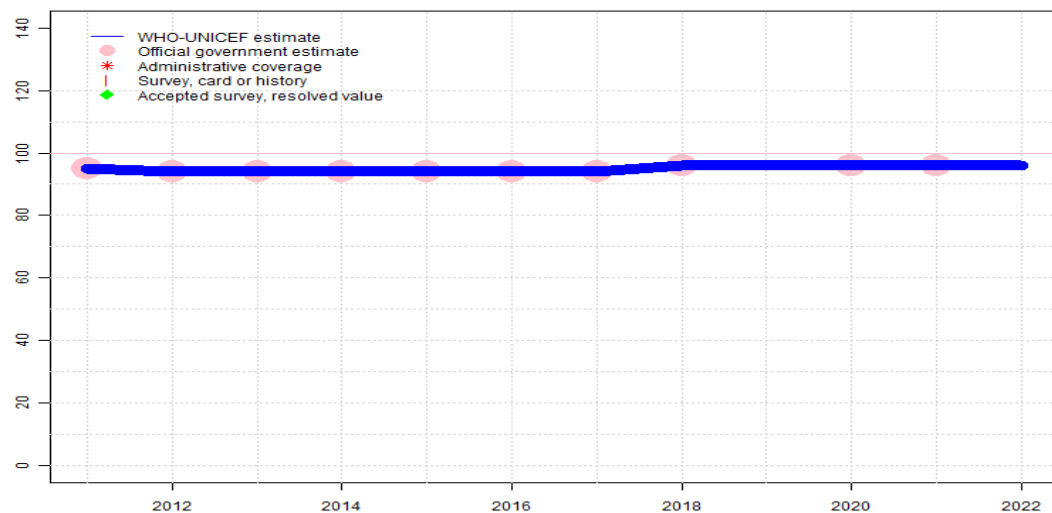
The WHO and UNICEF estimates of national immunization coverage (wuenic) are based on data and information that are of varying, and, in some instances, unknown quality. Beginning with the 2011 revision we describe the grade of confidence (GoC) we have in these estimates. As there is no underlying probability model upon which the estimates are based, we are unable to present classical measures of uncertainty, e.g., confidence intervals. Moreover, we have chosen not to make subjective estimates of plausibility/certainty ranges around the coverage. The GoC reflects the degree of empirical support upon which the estimates are based. It is not a judgment of the quality of data reported by national authorities.

- Estimate is supported by reported data [R+], coverage recalculated with an independent denominator from the World Population Prospects: 2022 revision from the UN Population Division (D+), and at least one supporting survey within 2 years [S+]. While well supported, the estimate still carries a risk of being wrong.
- Estimate is supported by at least one data source; [R+], [S+], or [D+]; and no data source, [R-], [D-], or [S-], challenges the estimate.
- There are no directly supporting data; or data from at least one source; [R-], [D-], [S-]; challenge the estimate.

In all cases these estimates should be used with caution and should be assessed in light of the objective for which they are being used.

Luxembourg - HepB3

LUX - HepB3



Description:

- 2022: Estimate based on extrapolation from data reported by national government. GoC=No accepted empirical data
- 2021: Estimate informed by reported data. Official estimates are derived from the latest vaccination coverage survey of children aged 25-30 months. GoC=R+
- 2020: Estimate informed by reported data. GoC=R+
- 2019: Estimate informed by interpolation between reported data. GoC=No accepted empirical data
- 2018: Estimate informed by reported data. GoC=R+
- 2017: Estimate informed by reported data. GoC=R+
- 2016: Estimate informed by reported data. GoC=R+
- 2015: Estimate informed by reported data. High levels of coverage supported by a survey of 472 children aged 25-30 m which shows coverage of 99 percent. GoC=R+
- 2014: Estimate informed by reported data. GoC=R+
- 2013: Estimate informed by reported data. GoC=R+
- 2012: Estimate informed by reported data. GoC=R+
- 2011: Estimate informed by reported data. GoC=R+

	2011	2012	2013	2014	2015	2016	2017	2018	2019	2020	2021	2022
Estimate	95	94	94	94	94	94	94	96	96	96	96	96
Estimate GoC	●●	●●	●●	●●	●●	●●	●●	●●	●	●●	●●	●
Official	95	94	94	94	94	94	94	96	NA	96	96	NA
Administrative	NA	NA	NA	NA	NA	NA	NA	NA	NA	NA	NA	NA
Survey	NA	NA	NA	NA	NA	NA	NA	NA	NA	NA	NA	NA

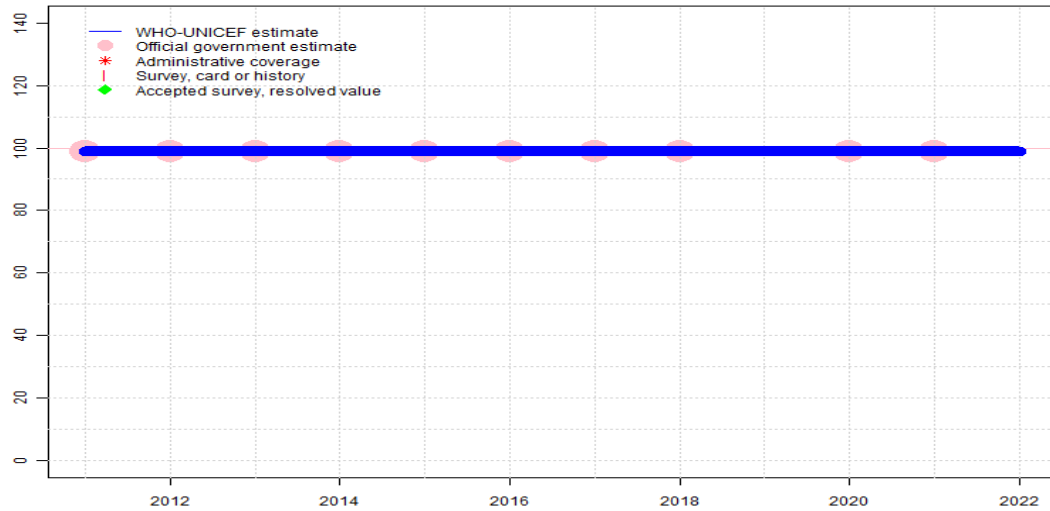
The WHO and UNICEF estimates of national immunization coverage (wuenic) are based on data and information that are of varying, and, in some instances, unknown quality. Beginning with the 2011 revision we describe the grade of confidence (GoC) we have in these estimates. As there is no underlying probability model upon which the estimates are based, we are unable to present classical measures of uncertainty, e.g., confidence intervals. Moreover, we have chosen not to make subjective estimates of plausibility/certainty ranges around the coverage. The GoC reflects the degree of empirical support upon which the estimates are based. It is not a judgment of the quality of data reported by national authorities.

- Estimate is supported by reported data [R+], coverage recalculated with an independent denominator from the World Population Prospects: 2022 revision from the UN Population Division (D+), and at least one supporting survey within 2 years [S+]. While well supported, the estimate still carries a risk of being wrong.
- Estimate is supported by at least one data source; [R+], [S+], or [D+]; and no data source, [R-], [D-], or [S-], challenges the estimate.
- There are no directly supporting data; or data from at least one source; [R-], [D-], [S-]; challenge the estimate.

In all cases these estimates should be used with caution and should be assessed in light of the objective for which they are being used.

Luxembourg - Hib3

LUX - Hib3



Description:

- 2022: Estimate based on extrapolation from data reported by national government. GoC=No accepted empirical data
- 2021: Estimate informed by reported data. Official estimates are derived from the latest vaccination coverage survey of children aged 25-30 months. GoC=R+
- 2020: Estimate informed by reported data. GoC=R+
- 2019: Estimate informed by interpolation between reported data. GoC=No accepted empirical data
- 2018: Estimate informed by reported data. GoC=R+
- 2017: Estimate informed by reported data. GoC=R+
- 2016: Estimate informed by reported data. GoC=R+
- 2015: Estimate informed by reported data. High levels of coverage supported by a survey of 472 children aged 25-30 m which shows coverage of 98 percent. GoC=R+
- 2014: Estimate informed by reported data. GoC=R+
- 2013: Estimate informed by reported data. GoC=R+
- 2012: Estimate informed by reported data. GoC=R+
- 2011: Estimate informed by reported data. GoC=R+

	2011	2012	2013	2014	2015	2016	2017	2018	2019	2020	2021	2022
Estimate	99	99	99	99	99	99	99	99	99	99	99	99
Estimate GoC	●●	●●	●●	●●	●●	●●	●●	●●	●	●●	●●	●
Official	99	99	99	99	99	99	99	99	NA	99	99	NA
Administrative	NA	NA	NA	NA	NA	NA	NA	NA	NA	NA	NA	NA
Survey	NA	NA	NA	NA	NA	NA	NA	NA	NA	NA	NA	NA

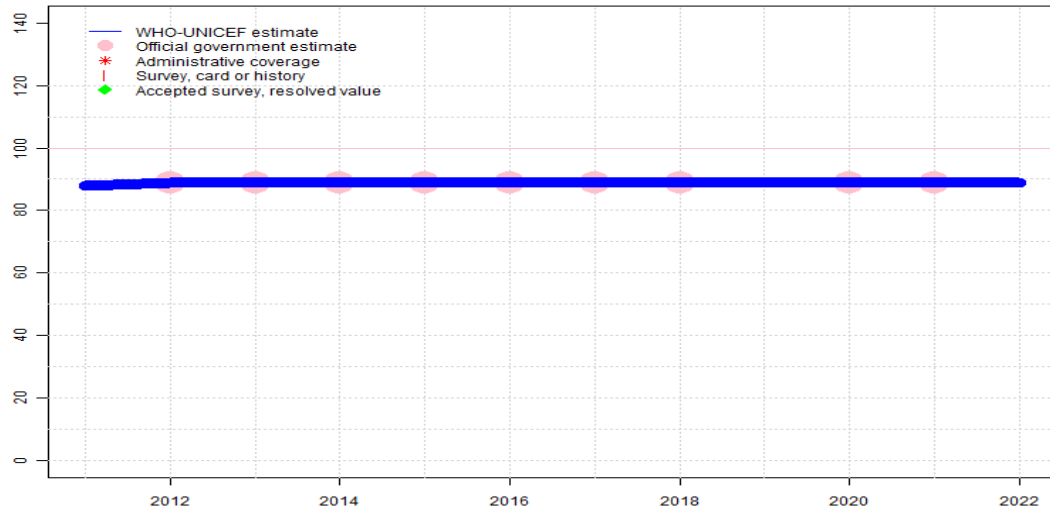
The WHO and UNICEF estimates of national immunization coverage (wuenic) are based on data and information that are of varying, and, in some instances, unknown quality. Beginning with the 2011 revision we describe the grade of confidence (GoC) we have in these estimates. As there is no underlying probability model upon which the estimates are based, we are unable to present classical measures of uncertainty, e.g., confidence intervals. Moreover, we have chosen not to make subjective estimates of plausibility/certainty ranges around the coverage. The GoC reflects the degree of empirical support upon which the estimates are based. It is not a judgment of the quality of data reported by national authorities.

- Estimate is supported by reported data [R+], coverage recalculated with an independent denominator from the World Population Prospects: 2022 revision from the UN Population Division (D+), and at least one supporting survey within 2 years [S+]. While well supported, the estimate still carries a risk of being wrong.
- Estimate is supported by at least one data source; [R+], [S+], or [D+]; and no data source, [R-], [D-], or [S-], challenges the estimate.
- There are no directly supporting data; or data from at least one source; [R-], [D-], [S-]; challenge the estimate.

In all cases these estimates should be used with caution and should be assessed in light of the objective for which they are being used.

Luxembourg - RotaC

LUX - RotaC



Description:

2022: Estimate informed by extrapolation from reported data. GoC=No accepted empirical data
 2021: Estimate informed by reported data. Official estimates are derived from the latest vaccination coverage survey of children aged 25-30 months. GoC=R+
 2020: Estimate informed by reported data. GoC=R+
 2019: Estimate informed by interpolation between reported data. GoC=No accepted empirical data
 2018: Estimate informed by reported data. GoC=R+
 2017: Estimate informed by reported data. GoC=R+
 2016: Estimate informed by reported data. GoC=R+
 2015: Estimate informed by reported data. High levels of coverage supported by a survey of 472 children aged 25-30 m which shows coverage of 89 percent. GoC=R+
 2014: Estimate informed by reported data. GoC=R+
 2013: Estimate informed by reported data. GoC=R+
 2012: Estimate informed by reported data. GoC=R+
 2011: Estimate informed by interpolation between reported data. GoC=No accepted empirical data

	2011	2012	2013	2014	2015	2016	2017	2018	2019	2020	2021	2022
Estimate	88	89	89	89	89	89	89	89	89	89	89	89
Estimate GoC	•	••	••	••	••	••	••	••	•	••	••	•
Official	NA	89	89	89	89	89	89	89	NA	89	89	NA
Administrative	NA	NA	NA	NA	NA	NA	NA	NA	NA	NA	NA	NA
Survey	NA	NA	NA	NA	NA	NA	NA	NA	NA	NA	NA	NA

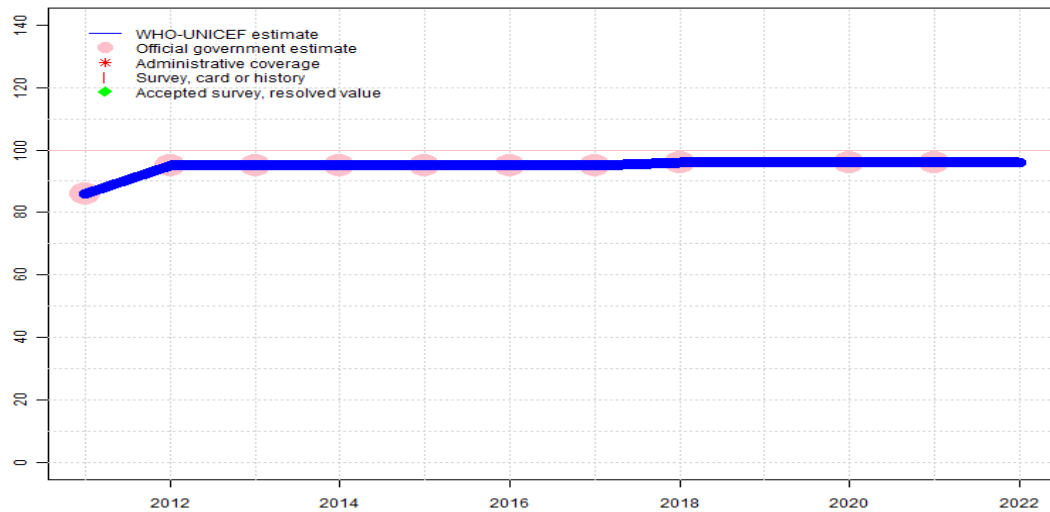
The WHO and UNICEF estimates of national immunization coverage (wuenic) are based on data and information that are of varying, and, in some instances, unknown quality. Beginning with the 2011 revision we describe the grade of confidence (GoC) we have in these estimates. As there is no underlying probability model upon which the estimates are based, we are unable to present classical measures of uncertainty, e.g., confidence intervals. Moreover, we have chosen not to make subjective estimates of plausibility/certainty ranges around the coverage. The GoC reflects the degree of empirical support upon which the estimates are based. It is not a judgment of the quality of data reported by national authorities.

- Estimate is supported by reported data [R+], coverage recalculated with an independent denominator from the World Population Prospects: 2022 revision from the UN Population Division (D+), and at least one supporting survey within 2 years [S+]. While well supported, the estimate still carries a risk of being wrong.
- Estimate is supported by at least one data source; [R+], [S+], or [D+]; and no data source, [R-], [D-], or [S-], challenges the estimate.
- There are no directly supporting data; or data from at least one source; [R-], [D-], [S-]; challenge the estimate.

In all cases these estimates should be used with caution and should be assessed in light of the objective for which they are being used.

Luxembourg - PcV3

LUX - PcV3



Description:

- 2022: Estimate informed by extrapolation from reported data. GoC=No accepted empirical data
- 2021: Estimate informed by reported data. Official estimates are derived from the latest vaccination coverage survey of children aged 25-30 months. GoC=R+
- 2020: Estimate informed by reported data. GoC=R+
- 2019: Estimate informed by interpolation between reported data. GoC=No accepted empirical data
- 2018: Estimate informed by reported data. GoC=R+
- 2017: Estimate informed by reported data. GoC=R+
- 2016: Estimate informed by reported data. GoC=R+
- 2015: Estimate informed by reported data. High levels of coverage supported by a survey of 472 children aged 25-30 m which shows coverage of 96 percent. GoC=R+
- 2014: Estimate informed by reported data. GoC=R+
- 2013: Estimate informed by reported data. GoC=R+
- 2012: Estimate informed by reported data. GoC=R+
- 2011: Estimate informed by reported data. GoC=R+

	2011	2012	2013	2014	2015	2016	2017	2018	2019	2020	2021	2022
Estimate	86	95	95	95	95	95	95	96	96	96	96	96
Estimate GoC	••	••	••	••	••	••	••	••	•	••	••	•
Official	86	95	95	95	95	95	95	96	NA	96	96	NA
Administrative	NA	NA	NA	NA	NA	NA	NA	NA	NA	NA	NA	NA
Survey	NA	NA	NA	NA	NA	NA	NA	NA	NA	NA	NA	NA

The WHO and UNICEF estimates of national immunization coverage (wuenic) are based on data and information that are of varying, and, in some instances, unknown quality. Beginning with the 2011 revision we describe the grade of confidence (GoC) we have in these estimates. As there is no underlying probability model upon which the estimates are based, we are unable to present classical measures of uncertainty, e.g., confidence intervals. Moreover, we have chosen not to make subjective estimates of plausibility/certainty ranges around the coverage. The GoC reflects the degree of empirical support upon which the estimates are based. It is not a judgment of the quality of data reported by national authorities.

- Estimate is supported by reported data [R+], coverage recalculated with an independent denominator from the World Population Prospects: 2022 revision from the UN Population Division (D+), and at least one supporting survey within 2 years [S+]. While well supported, the estimate still carries a risk of being wrong.
- Estimate is supported by at least one data source; [R+], [S+], or [D+]; and no data source, [R-], [D-], or [S-], challenges the estimate.
- There are no directly supporting data; or data from at least one source; [R-], [D-], [S-]; challenge the estimate.

In all cases these estimates should be used with caution and should be assessed in light of the objective for which they are being used.

Luxembourg - survey details

NOTE: A survey to measure vaccination coverage for infants (i.e., children aged 0 to 11 months) will sample children aged 12 to 23 months at the time of survey to capture the youngest annual cohort of children who should have completed the vaccination schedule. Because WUENIC are for infant vaccinations, survey data in this report are presented to reflect the birth year of the youngest survey cohort. For example, results for a survey conducted during December 2020 among children aged 12 to 23 months at the time of the survey reflect the immunization experience of children born in 2019. Depending on the timing of survey field work, results may reflect the immunization experience of children born and vaccinated 1 or 2 years prior to the survey field work.

2015 Enquête de couverture vaccinale au Grand-Duché de Luxembourg 2018

Vaccine	Confirmation method	Coverage	Age cohort	Sample	Cards seen
DTP1	Card	99.8	25-30 m	472	100
DTP3	Card	99.2	25-30 m	472	100
HepB3	Card	95.8	25-30 m	472	100
Hib3	Card	98.7	25-30 m	472	100
MCV1	Card	98.7	25-30 m	472	100
MCV2	Card	90	25-30 m	472	100
PCV3	Card	95.8	25-30 m	472	100
Pol3	Card	98.9	25-30 m	472	100
RotaC	Card	89.4	25-30 m	472	100

2010 Enquête de couverture vaccinale au Grand-Duché de Luxembourg 2012

Vaccine	Confirmation method	Coverage	Age cohort	Sample	Cards seen
DTP1	Card	99.9	25-30 m	614	99
DTP3	Card	99.3	25-30 m	614	99
HepB3	Card	93.6	25-30 m	614	99
Hib3	Card	98.9	25-30 m	614	99

MCV1	Card	99	25-30 m	614	99
PcV3	Card	95.4	25-30 m	614	99
Pol3	Card	99.5	25-30 m	614	99

2005 Enquête de couverture vaccinale au Grand-duché de Luxembourg, octobre 2007-mars 2008

Vaccine	Confirmation method	Coverage	Age cohort	Sample	Cards seen
DTP1	Card	99.5	25-30 m	562	98
DTP3	Card	99.1	25-30 m	562	98
HepB3	Card	94.5	25-30 m	562	98
Hib3	Card	99	25-30 m	562	98
MCV1	Card	96.2	25-30 m	562	98
PcV3	Card	85.6	25-30 m	562	98
Pol3	Card	96.4	25-30 m	562	98

1999 Enquête de couverture vaccinale au Grand-Duché de Luxembourg Janvier-février 2002

Vaccine	Confirmation method	Coverage	Age cohort	Sample	Cards seen
BCG	Card	20.9	25-30 m	504	94
DTP1	Card	99.6	25-30 m	504	94
DTP3	Card	99.4	25-30 m	504	94
HepB1	Card	96	25-30 m	504	94
HepB3	Card	94.5	25-30 m	504	94
Hib1	Card	99.2	25-30 m	504	94
Hib3	Card	98.3	25-30 m	504	94
MCV1	Card	95.4	25-30 m	504	94
Pol1	Card	100	25-30 m	504	94
Pol3	Card	99.6	25-30 m	504	94

Luxembourg - survey details

Further information and estimates for previous years are available at:

<https://data.unicef.org/topic/child-health/immunization/>

<https://immunizationdata.who.int/listing.html>