

BACKGROUND NOTE: Each year WHO and UNICEF jointly review reports submitted by Member States regarding national immunization coverage, finalized survey reports as well as data from the published and grey literature. Based on these data, with due consideration to potential biases and the views of local experts, WHO and UNICEF attempt to distinguish between situations where the available empirical data accurately reflect immunization system performance and those where the data are likely to be compromised and present a misleading view of immunization coverage while jointly estimating the most likely coverage levels for each country.

WHO and UNICEF estimates are country-specific; that is to say, each country's data are reviewed individually, and data are not borrowed from other countries in the absence of data. Estimates are not based on ad hoc adjustments to reported data; in some instances empirical data are available from a single source, usually the nationally reported coverage data. In cases where no data are available for a given country/vaccine/year combination, data are considered from earlier and later years and interpolated to estimate coverage for the missing year(s). In cases where data sources are mixed and show large variation, an attempt is made to identify the most likely estimate with consideration of the possible biases in available data. For methods see:

*Burton et al. 2009. WHO and UNICEF estimates of national infant immunization coverage: methods and processes.

*Burton et al. 2012. A formal representation of the WHO and UNICEF estimates of national immunization coverage: a computational logic approach.

*Brown et al. 2013. An introduction to the grade of confidence used to characterize uncertainty around the WHO and UNICEF estimates of national immunization coverage.

DATA SOURCES.

ADMINISTRATIVE coverage: Reported by national authorities and based on aggregated administrative reports from health service providers on the number of vaccinations administered during a given period (numerator data) and reported target population data (denominator data). May be biased by inaccurate numerator and/or denominator data.

OFFICIAL coverage: Estimated coverage reported by national authorities that reflects their assessment of the most likely coverage based on any combination of administrative coverage, survey-based estimates or other data sources or adjustments. Approaches to determine OFFICIAL coverage may differ across countries.

SURVEY coverage: Based on estimated coverage from population-based household surveys among children aged 12-23 months or 24-35 months following a review of survey methods and results. Information is based on the combination of vaccination history from documented evidence or caregiver recall. Survey results are considered for the appropriate birth cohort based on the period of data collection.

ABBREVIATIONS

BCG: percentage of births who received one dose of Bacillus Calmette Guerin vaccine.

DTP1 / DTP3: percentage of surviving infants who received the 1st / 3rd dose, respectively, of diphtheria and tetanus toxoid with pertussis containing vaccine.

Pol3: percentage of surviving infants who received the 3rd dose of polio containing vaccine. May be either oral or inactivated polio vaccine.

IPV1: percentage of surviving infants who received at least one dose of inactivated polio vaccine. In countries utilizing an immunization schedule recommending either (i) a primary series of three doses of oral polio vaccine (OPV) plus at least one dose of IPV where OPV is included in routine

immunization and/or campaign or (ii) a sequential schedule of IPV followed by OPV, WHO and UNICEF estimates for IPV1 reflect coverage with at least one routine dose of IPV among infants <1 year of age among countries. For countries utilizing IPV containing vaccine use only, i.e., no recommended dose of OPV, the WHO and UNICEF estimate for IPV1 corresponds to coverage for the 1st dose of IPV.

Production of IPV coverage estimates, which begins in 2015, results in no change of the estimated coverage levels for the 3rd dose of polio (Pol3). For countries recommending routine immunization with a primary series of three doses of IPV alone, WHO and UNICEF estimated Pol3 coverage is equivalent to estimated coverage with three doses of IPV. For countries with a sequential schedule, estimated Pol3 coverage is based on that for the 3rd dose of polio vaccine regardless of vaccine type.

MCV1: percentage of surviving infants who received the 1st dose of measles containing vaccine. In countries where the national schedule recommends the 1st dose of MCV at 12 months or later based on the epidemiology of disease in the country, coverage estimates reflect the percentage of children who received the 1st dose of MCV as recommended.

MCV2: percentage of children who received the 2nd dose of measles containing vaccine according to the nationally recommended schedule.

RCV1: percentage of surviving infants who received the 1st dose of rubella containing vaccine. Coverage estimates are based on WHO and UNICEF estimates of coverage for the dose of measles containing vaccine that corresponds to the first measles-rubella combination vaccine. Nationally reported coverage of RCV is not taken into consideration nor are the data represented in the accompanying graph and data table.

HepBB: percentage of births which received a dose of hepatitis B vaccine within 24 hours of delivery. Estimates of hepatitis B birth dose coverage are produced only for countries with a universal birth dose policy. Estimates are not produced for countries that recommend a birth dose to infants born to HepB virus-infected mothers only or where there is insufficient information to determine whether vaccination is within 24 hours of birth.

HepB3: percentage of surviving infants who received the 3rd dose of hepatitis B containing vaccine following the birth dose.

Hib3: percentage of surviving infants who received the 3rd dose of Haemophilus influenzae type b containing vaccine.

RotaC: percentage of surviving infants who received the final recommended dose of rotavirus vaccine, which can be either the 2nd or the 3rd dose depending on the vaccine.

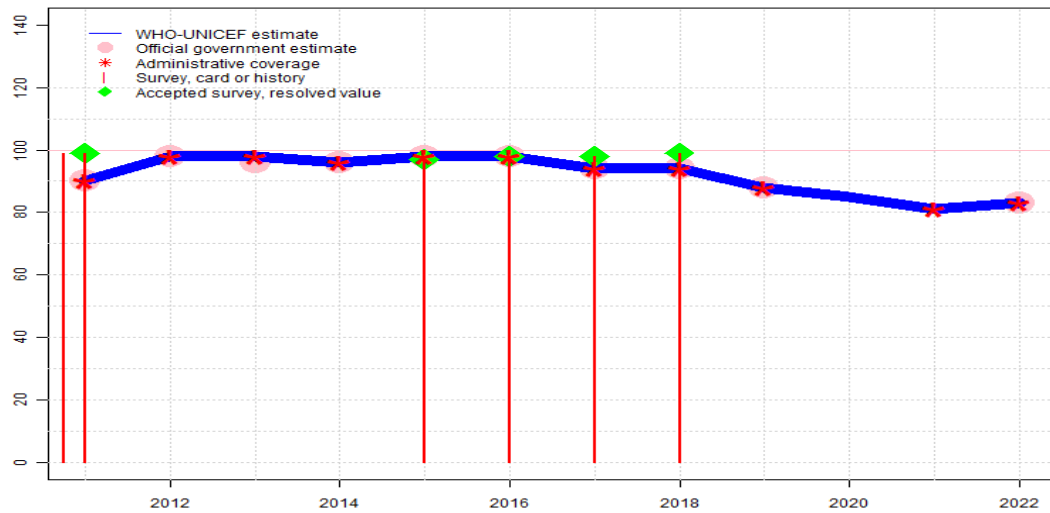
PcV3: percentage of surviving infants who received the 3rd dose of pneumococcal conjugate vaccine. In countries where the national schedule recommends two doses during infancy and a booster dose at 12 months or later based on the epidemiology of disease in the country, coverage estimates may reflect the percentage of surviving infants who received two doses of PcV prior to the 1st birthday.

YFV: percentage of surviving infants who received one dose of yellow fever vaccine in countries where YFV is part of the national immunization schedule for children or is recommended in at risk areas; coverage estimates are annualized for the entire cohort of surviving infants.

Disclaimer: All reasonable precautions have been taken by the World Health Organization and United Nations Children's Fund to verify the information contained in this publication. However, the published material is being distributed without warranty of any kind, either expressed or implied. The responsibility for the interpretation and use of the material lies with the reader. In no event shall the World Health Organization or United Nations Children's Fund be liable for damages arising from its use.

Gambia - BCG

GMB - BCG



Description:

- 2022: Estimate informed by reported data. GoC=R+ D+
- 2021: Estimate informed by reported administrative data. GoC=R+ D+
- 2020: Estimate informed by interpolation between reported data. Estimate challenged by: S-
- 2019: Estimate informed by reported data. Estimate challenged by: S-
- 2018: Estimate informed by reported data supported by survey. Survey evidence of 99 percent based on 1 survey(s). GoC=R+ S+ D+
- 2017: Estimate informed by reported data supported by survey. Survey evidence of 98 percent based on 1 survey(s). GoC=R+ S+ D+
- 2016: Estimate informed by reported data supported by survey. Survey evidence of 98 percent based on 1 survey(s). GoC=R+ S+ D+
- 2015: Estimate informed by reported data supported by survey. Survey evidence of 97 percent based on 1 survey(s). GoC=R+ S+ D+
- 2014: Estimate informed by reported data. Target population estimates based on projections from average children vaccinated from 2004 to 2006 polio NIDs. GoC=R+ S+ D+
- 2013: Estimate informed by reported administrative data. Ministry of Health reports targets set in their national comprehensive multi-year plan as their estimate of coverage levels achieved. GoC=R+ S+ D+
- 2012: Estimate informed by reported administrative data. Ministry of Health reports targets set in their national comprehensive multi-year plan as their estimate of coverage levels achieved. GoC=R+ S+ D+
- 2011: Estimate informed by reported administrative data supported by survey. Survey evidence of 99 percent based on 2 survey(s). Ministry of Health reports targets set in their national comprehensive multi-year plan as their estimate of coverage levels achieved. GoC=R+ S+ D+

	2011	2012	2013	2014	2015	2016	2017	2018	2019	2020	2021	2022
Estimate	90	98	98	96	98	98	94	94	88	85	81	83
Estimate GoC	●●●	●●●	●●●	●●●	●●●	●●●	●●●	●●●	●	●	●●	●●
Official	90	98	96	96	98	98	94	94	88	NA	NA	83
Administrative	90	98	98	96	98	98	94	94	88	NA	81	83
Survey	*	NA	NA	NA	96.5	97.9	98	99	NA	NA	NA	NA

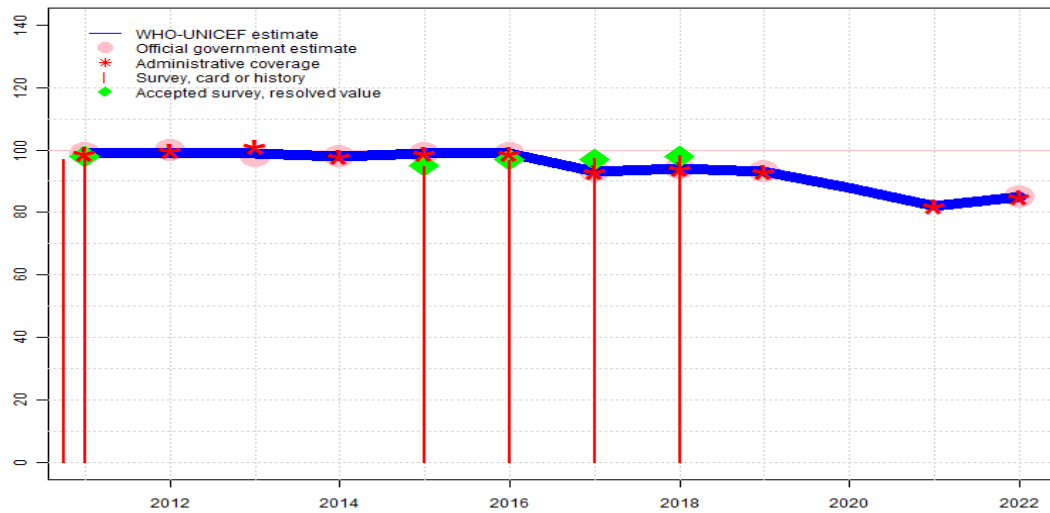
The WHO and UNICEF estimates of national immunization coverage (wuenic) are based on data and information that are of varying, and, in some instances, unknown quality. Beginning with the 2011 revision we describe the grade of confidence (GoC) we have in these estimates. As there is no underlying probability model upon which the estimates are based, we are unable to present classical measures of uncertainty, e.g., confidence intervals. Moreover, we have chosen not to make subjective estimates of plausibility/certainty ranges around the coverage. The GoC reflects the degree of empirical support upon which the estimates are based. It is not a judgment of the quality of data reported by national authorities.

- Estimate is supported by reported data [R+], coverage recalculated with an independent denominator from the World Population Prospects: 2022 revision from the UN Population Division (D+), and at least one supporting survey within 2 years [S+]. While well supported, the estimate still carries a risk of being wrong.
- Estimate is supported by at least one data source; [R+], [S+], or [D+]; and no data source, [R-], [D-], or [S-], challenges the estimate.
- There are no directly supporting data; or data from at least one source; [R-], [D-], [S-]; challenge the estimate.

In all cases these estimates should be used with caution and should be assessed in light of the objective for which they are being used.

Gambia - DTP1

GMB - DTP1



Description:

- 2022: Estimate informed by reported data. GoC=R+ D+
- 2021: Estimate informed by reported administrative data. GoC=R+ D+
- 2020: Estimate informed by interpolation between reported data. GoC=S+
- 2019: Estimate informed by reported data. GoC=R+ S+ D+
- 2018: Estimate informed by reported data supported by survey. Survey evidence of 98 percent based on 1 survey(s). GoC=R+ S+ D+
- 2017: Estimate informed by reported data supported by survey. Survey evidence of 97 percent based on 1 survey(s). GoC=R+ S+ D+
- 2016: Estimate informed by reported data supported by survey. Survey evidence of 97 percent based on 1 survey(s). GoC=R+ S+ D+
- 2015: Estimate informed by reported data supported by survey. Survey evidence of 95 percent based on 1 survey(s). GoC=R+ S+ D+
- 2014: Estimate informed by reported data. Target population estimates based on projections from average children vaccinated from 2004 to 2006 polio NIDs. GoC=R+ S+ D+
- 2013: Estimate informed by interpolation between reported data. Reported data excluded because 101 percent greater than 100 percent. Ministry of Health reports targets set in their national comprehensive multi-year plan as their estimate of coverage levels achieved. GoC=R+ S+ D+
- 2012: Estimate informed by reported administrative data. Ministry of Health reports targets set in their national comprehensive multi-year plan as their estimate of coverage levels achieved. GoC=R+ S+ D+
- 2011: Estimate informed by reported administrative data supported by survey. Survey evidence of 98 percent based on 2 survey(s). Ministry of Health reports targets set in their national comprehensive multi-year plan as their estimate of coverage levels achieved. GoC=R+ S+ D+

	2011	2012	2013	2014	2015	2016	2017	2018	2019	2020	2021	2022
Estimate	99	99	98	98	99	99	93	94	93	88	82	85
Estimate GoC	●●●	●●●	●●●	●●●	●●●	●●●	●●●	●●●	●●●	●●	●●	●●
Official	99	100	98	98	99	99	93	94	93	NA	NA	85
Administrative	99	100	101	98	99	99	93	94	93	NA	82	85
Survey	*	NA	NA	NA	94.8	96.6	97.2	98.3	NA	NA	NA	NA

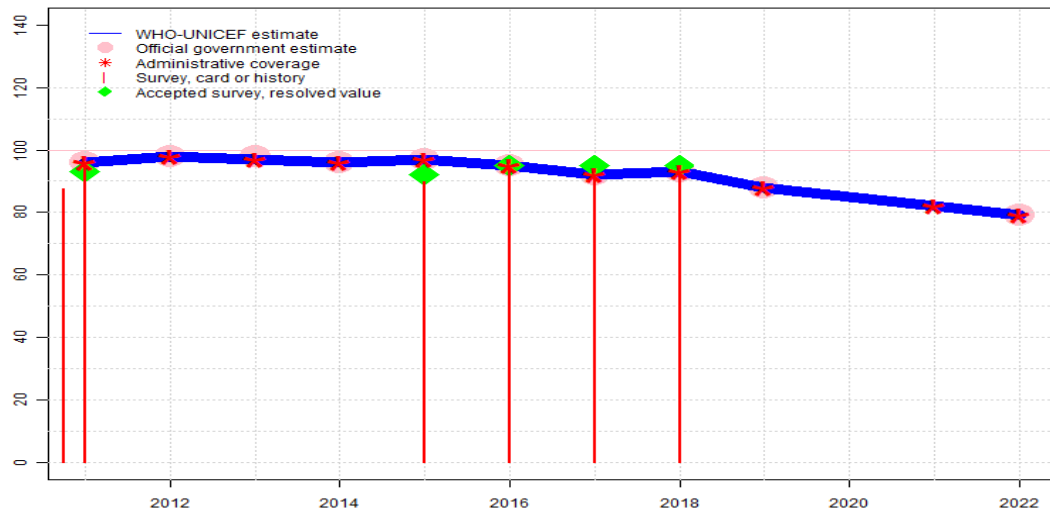
The WHO and UNICEF estimates of national immunization coverage (wuenic) are based on data and information that are of varying, and, in some instances, unknown quality. Beginning with the 2011 revision we describe the grade of confidence (GoC) we have in these estimates. As there is no underlying probability model upon which the estimates are based, we are unable to present classical measures of uncertainty, e.g., confidence intervals. Moreover, we have chosen not to make subjective estimates of plausibility/certainty ranges around the coverage. The GoC reflects the degree of empirical support upon which the estimates are based. It is not a judgment of the quality of data reported by national authorities.

- Estimate is supported by reported data [R+], coverage recalculated with an independent denominator from the World Population Prospects: 2022 revision from the UN Population Division (D+), and at least one supporting survey within 2 years [S+]. While well supported, the estimate still carries a risk of being wrong.
- Estimate is supported by at least one data source; [R+], [S+], or [D+]; and no data source, [R-], [D-], or [S-], challenges the estimate.
- There are no directly supporting data; or data from at least one source; [R-], [D-], [S-]; challenge the estimate.

In all cases these estimates should be used with caution and should be assessed in light of the objective for which they are being used.

Gambia - DTP3

GMB - DTP3



	2011	2012	2013	2014	2015	2016	2017	2018	2019	2020	2021	2022
Estimate	96	98	98	96	97	95	92	93	88	85	82	79
Estimate GoC	●●●	●●●	●●●	●●●	●●●	●●●	●●●	●●●	●●●	●●	●●	●●
Official	96	98	98	96	97	95	92	93	88	NA	NA	79
Administrative	96	98	97	96	97	95	92	93	88	NA	82	79
Survey	*	NA	NA	NA	89.9	94.1	90.8	92.8	NA	NA	NA	NA

The WHO and UNICEF estimates of national immunization coverage (wuenic) are based on data and information that are of varying, and, in some instances, unknown quality. Beginning with the 2011 revision we describe the grade of confidence (GoC) we have in these estimates. As there is no underlying probability model upon which the estimates are based, we are unable to present classical measures of uncertainty, e.g., confidence intervals. Moreover, we have chosen not to make subjective estimates of plausibility/certainty ranges around the coverage. The GoC reflects the degree of empirical support upon which the estimates are based. It is not a judgment of the quality of data reported by national authorities.

- Estimate is supported by reported data [R+], coverage recalculated with an independent denominator from the World Population Prospects: 2022 revision from the UN Population Division (D+), and at least one supporting survey within 2 years [S+]. While well supported, the estimate still carries a risk of being wrong.
- Estimate is supported by at least one data source; [R+], [S+], or [D+]; and no data source, [R-], [D-], or [S-], challenges the estimate.
- There are no directly supporting data; or data from at least one source; [R-], [D-], [S-]; challenge the estimate.

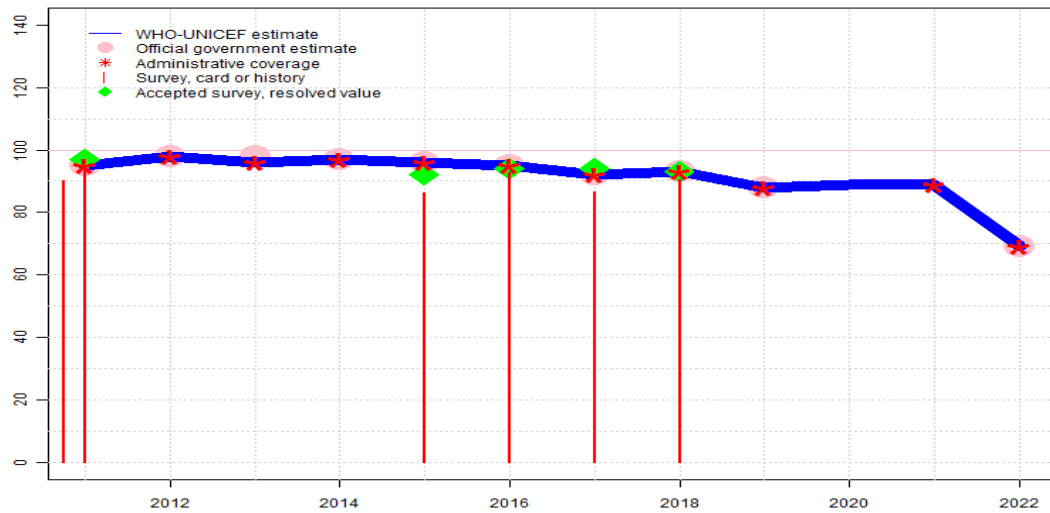
In all cases these estimates should be used with caution and should be assessed in light of the objective for which they are being used.

Description:

- 2022: Estimate informed by reported data. GoC=R+ D+
- 2021: Estimate informed by reported administrative data. GoC=R+ D+
- 2020: Estimate informed by interpolation between reported data. GoC=R+ S+
- 2019: Estimate informed by reported data. GoC=R+ S+ D+
- 2018: Estimate informed by reported data supported by survey. Survey evidence of 95 percent based on 1 survey(s). The Gambia Demographic and Health Survey 2019-2020 card or history results of 93 percent modified for recall bias to 95 percent based on 1st dose card or history coverage of 98 percent, 1st dose card only coverage of 92 percent and 3rd dose card only coverage of 89 percent. GoC=R+ S+ D+
- 2017: Estimate informed by reported data supported by survey. Survey evidence of 95 percent based on 1 survey(s). The Gambia Demographic and Health Survey 2019-2020 card or history results of 91 percent modified for recall bias to 95 percent based on 1st dose card or history coverage of 97 percent, 1st dose card only coverage of 84 percent and 3rd dose card only coverage of 81 percent. GoC=R+ S+ D+
- 2016: Estimate informed by reported data supported by survey. Survey evidence of 95 percent based on 1 survey(s). The Gambia Multiple Indicator Cluster Survey 2018 card or history results of 94 percent modified for recall bias to 95 percent based on 1st dose card or history coverage of 97 percent, 1st dose card only coverage of 94 percent and 3rd dose card only coverage of 92 percent. GoC=R+ S+ D+
- 2015: Estimate informed by reported data supported by survey. Survey evidence of 92 percent based on 1 survey(s). The Gambia Multiple Indicator Cluster Survey 2018 card or history results of 90 percent modified for recall bias to 92 percent based on 1st dose card or history coverage of 95 percent, 1st dose card only coverage of 84 percent and 3rd dose card only coverage of 82 percent. GoC=R+ S+ D+
- 2014: Estimate informed by reported data. Target population estimates based on projections from average children vaccinated from 2004 to 2006 polio NIDs. GoC=R+ S+ D+
- 2013: Estimate informed by reported administrative data. Ministry of Health reports targets set in their national comprehensive multi-year plan as their estimate of coverage levels achieved. GoC=R+ S+ D+
- 2012: Estimate informed by reported administrative data. Ministry of Health reports targets set in their national comprehensive multi-year plan as their estimate of coverage levels achieved. GoC=R+ S+ D+
- 2011: Estimate informed by reported administrative data supported by survey. Survey evidence of 93 percent based on 2 survey(s). The Gambia Demographic and Health Survey 2013 card or history results of 88 percent modified for recall bias to 90 percent based on 1st dose card or history coverage of 98 percent, 1st dose card only coverage of 90 percent and 3rd dose card only coverage of 82 percent. Ministry of Health reports targets set in their national comprehensive multi-year plan as their estimate of coverage levels achieved. GoC=R+ S+ D+

Gambia - Pol3

GMB - Pol3



	2011	2012	2013	2014	2015	2016	2017	2018	2019	2020	2021	2022
Estimate	95	98	98	97	96	95	92	93	88	89	89	69
Estimate GoC	●●●	●●●	●●●	●●●	●●●	●●●	●●●	●●●	●●●	●●	●●	●●
Official	95	98	98	97	96	95	92	93	88	NA	NA	69
Administrative	95	98	96	97	96	95	92	93	88	NA	89	69
Survey	*	NA	NA	NA	86.3	92.7	86.6	90.4	NA	NA	NA	NA

The WHO and UNICEF estimates of national immunization coverage (wuenic) are based on data and information that are of varying, and, in some instances, unknown quality. Beginning with the 2011 revision we describe the grade of confidence (GoC) we have in these estimates. As there is no underlying probability model upon which the estimates are based, we are unable to present classical measures of uncertainty, e.g., confidence intervals. Moreover, we have chosen not to make subjective estimates of plausibility/certainty ranges around the coverage. The GoC reflects the degree of empirical support upon which the estimates are based. It is not a judgment of the quality of data reported by national authorities.

- Estimate is supported by reported data [R+], coverage recalculated with an independent denominator from the World Population Prospects: 2022 revision from the UN Population Division (D+), and at least one supporting survey within 2 years [S+]. While well supported, the estimate still carries a risk of being wrong.
- Estimate is supported by at least one data source; [R+], [S+], or [D+]; and no data source, [R-], [D-], or [S-], challenges the estimate.
- There are no directly supporting data; or data from at least one source; [R-], [D-], [S-]; challenge the estimate.

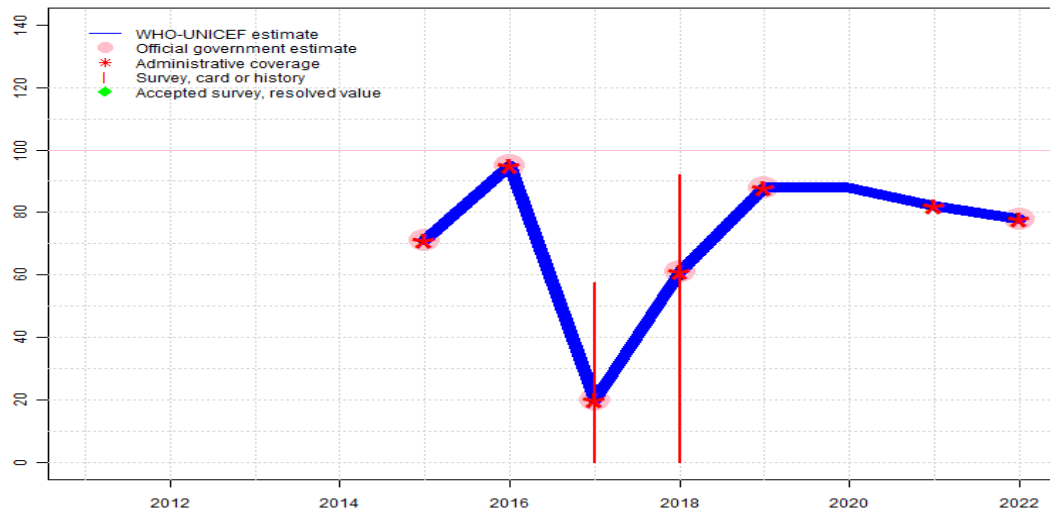
In all cases these estimates should be used with caution and should be assessed in light of the objective for which they are being used.

Description:

- 2022: Estimate informed by reported data. Programme reports one month vaccine stockout at the national level. GoC=R+ D+
- 2021: Estimate informed by reported administrative data. GoC=R+ D+
- 2020: Estimate informed by interpolation between reported data. GoC=S+
- 2019: Estimate informed by reported data. GoC=R+ S+ D+
- 2018: Estimate informed by reported data supported by survey. Survey evidence of 93 percent based on 1 survey(s). The Gambia Demographic and Health Survey 2019-2020 card or history results of 90 percent modified for recall bias to 93 percent based on 1st dose card or history coverage of 98 percent, 1st dose card only coverage of 92 percent and 3rd dose card only coverage of 88 percent. GoC=R+ S+ D+
- 2017: Estimate informed by reported data supported by survey. Survey evidence of 94 percent based on 1 survey(s). The Gambia Demographic and Health Survey 2019-2020 card or history results of 87 percent modified for recall bias to 94 percent based on 1st dose card or history coverage of 97 percent, 1st dose card only coverage of 84 percent and 3rd dose card only coverage of 81 percent. GoC=R+ S+ D+
- 2016: Estimate informed by reported data supported by survey. Survey evidence of 94 percent based on 1 survey(s). The Gambia Multiple Indicator Cluster Survey 2018 card or history results of 93 percent modified for recall bias to 94 percent based on 1st dose card or history coverage of 97 percent, 1st dose card only coverage of 94 percent and 3rd dose card only coverage of 92 percent. GoC=R+ S+ D+
- 2015: Estimate informed by reported data supported by survey. Survey evidence of 92 percent based on 1 survey(s). The Gambia Multiple Indicator Cluster Survey 2018 card or history results of 86 percent modified for recall bias to 92 percent based on 1st dose card or history coverage of 95 percent, 1st dose card only coverage of 84 percent and 3rd dose card only coverage of 82 percent. GoC=R+ S+ D+
- 2014: Estimate informed by reported data. Target population estimates based on projections from average children vaccinated from 2004 to 2006 polio NIDs. GoC=R+ S+ D+
- 2013: Estimate informed by reported administrative data. Ministry of Health reports targets set in their national comprehensive multi-year plan as their estimate of coverage levels achieved. GoC=R+ S+ D+
- 2012: Estimate informed by reported administrative data. Ministry of Health reports targets set in their national comprehensive multi-year plan as their estimate of coverage levels achieved. GoC=R+ S+ D+
- 2011: Estimate informed by reported administrative data supported by survey. Survey evidence of 97 percent based on 2 survey(s). The Gambia Demographic and Health Survey 2013 card or history results of 90 percent modified for recall bias to 99 percent based on 1st dose card or history coverage of 98 percent, 1st dose card only coverage of 86 percent and 3rd dose card only coverage of 87 percent. Ministry of Health reports targets set in their national comprehensive multi-year plan as their estimate of coverage levels achieved. GoC=R+ S+ D+

Gambia - IPV1

GMB - IPV1



Description:

Estimates for a dose of inactivated polio vaccine (IPV) begin in 2015 following the Global Polio Eradication Initiative's Polio Eradication and Endgame Strategic Plan: 2013-2018 which recommended at least one full dose or two fractional doses of IPV into routine immunization schedules as a strategy to mitigate the potential consequences should any re-emergence of type 2 poliovirus occur following the planned withdrawal of Sabin type 2 strains from oral polio vaccine (OPV).

- 2022: Estimate informed by reported data. GoC=R+ D+
- 2021: Estimate informed by reported administrative data. GoC=R+ D+
- 2020: Estimate is based on estimated DTP3 level. GoC=No accepted empirical data
- 2019: Estimate is based on estimated DTP3 level. . Estimate challenged by: R-
- 2018: Estimate informed by reported data. The Gambia Demographic and Health Survey 2019-2020 results ignored by working group. Survey likely did not capture vaccine stockout. Inactivated polio vaccine introduced during Q2 2018 after the global shortage. Programme reports four months vaccine stockout at national level. GoC=R+ D+
- 2017: Estimate informed by reported data. The Gambia Demographic and Health Survey 2019-2020 results ignored by working group. Survey likely did not capture vaccine stockout. Programme reports nine months stockout due to global shortage. GoC=R+ D+
- 2016: Estimate informed by reported data. Estimated is based on reported data following introduction. GoC=R+ D+
- 2015: Estimate informed by reported data. Inactivated polio vaccine during 2015. GoC=R+ D+

	2011	2012	2013	2014	2015	2016	2017	2018	2019	2020	2021	2022
Estimate	NA	NA	NA	NA	71	95	20	61	88	88	82	78
Estimate GoC	NA	NA	NA	NA	●●	●●	●●	●●	●	●	●●	●●
Official	NA	NA	NA	NA	71	95	20	61	88	NA	NA	78
Administrative	NA	NA	NA	NA	71	95	20	61	88	NA	82	78
Survey	NA	NA	NA	NA	NA	NA	57.4	92.1	NA	NA	NA	NA

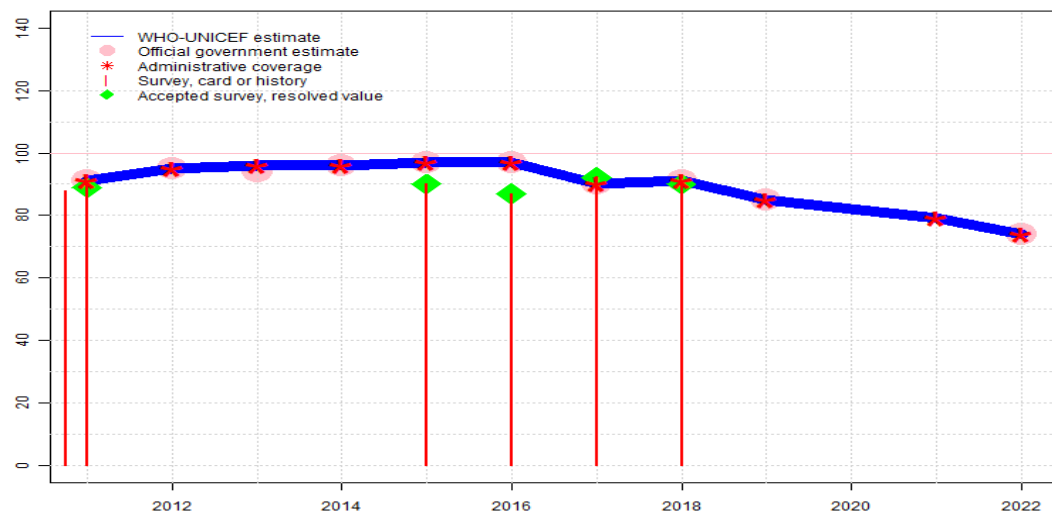
The WHO and UNICEF estimates of national immunization coverage (wuenic) are based on data and information that are of varying, and, in some instances, unknown quality. Beginning with the 2011 revision we describe the grade of confidence (GoC) we have in these estimates. As there is no underlying probability model upon which the estimates are based, we are unable to present classical measures of uncertainty, e.g., confidence intervals. Moreover, we have chosen not to make subjective estimates of plausibility/certainty ranges around the coverage. The GoC reflects the degree of empirical support upon which the estimates are based. It is not a judgment of the quality of data reported by national authorities.

- Estimate is supported by reported data [R+], coverage recalculated with an independent denominator from the World Population Prospects: 2022 revision from the UN Population Division (D+), and at least one supporting survey within 2 years [S+]. While well supported, the estimate still carries a risk of being wrong.
- Estimate is supported by at least one data source; [R+], [S+], or [D+]; and no data source, [R-], [D-], or [S-], challenges the estimate.
- There are no directly supporting data; or data from at least one source; [R-], [D-], [S-]; challenge the estimate.

In all cases these estimates should be used with caution and should be assessed in light of the objective for which they are being used.

Gambia - MCV1

GMB - MCV1



Description:

- 2022: Estimate informed by reported data. GoC=R+ D+
- 2021: Estimate informed by reported administrative data. GoC=R+ D+
- 2020: Estimate informed by interpolation between reported data. GoC=S+
- 2019: Estimate informed by reported data. GoC=R+ S+ D+
- 2018: Estimate informed by reported data supported by survey. Survey evidence of 90 percent based on 1 survey(s). GoC=R+ S+ D+
- 2017: Estimate informed by reported data supported by survey. Survey evidence of 92 percent based on 1 survey(s). GoC=R+ S+ D+
- 2016: Estimate informed by reported data supported by survey. Survey evidence of 87 percent based on 1 survey(s). GoC=R+ S+ D+
- 2015: Estimate informed by reported data supported by survey. Survey evidence of 90 percent based on 1 survey(s). GoC=R+ S+ D+
- 2014: Estimate informed by reported data. Target population estimates based on projections from average children vaccinated from 2004 to 2006 polio NIDs. GoC=R+ S+ D+
- 2013: Estimate informed by reported administrative data. Ministry of Health reports targets set in their national comprehensive multi-year plan as their estimate of coverage levels achieved. GoC=R+ S+ D+
- 2012: Estimate informed by reported administrative data. Ministry of Health reports targets set in their national comprehensive multi-year plan as their estimate of coverage levels achieved. GoC=R+ S+ D+
- 2011: Estimate informed by reported administrative data supported by survey. Survey evidence of 89 percent based on 2 survey(s). Ministry of Health reports targets set in their national comprehensive multi-year plan as their estimate of coverage levels achieved. GoC=R+ S+ D+

	2011	2012	2013	2014	2015	2016	2017	2018	2019	2020	2021	2022
Estimate	91	95	96	96	97	97	90	91	85	82	79	74
Estimate GoC	●●●	●●●	●●●	●●●	●●●	●●●	●●●	●●●	●●●	●●	●●	●●
Official	91	95	94	96	97	97	90	91	85	NA	NA	74
Administrative	91	95	96	96	97	97	90	91	85	NA	79	74
Survey	*	NA	NA	NA	90.3	86.8	92.4	90.1	NA	NA	NA	NA

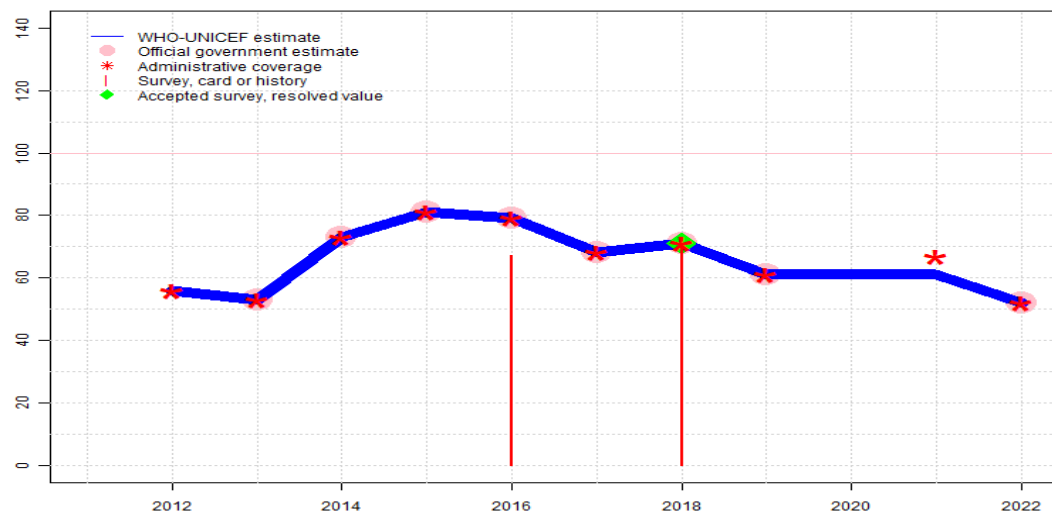
The WHO and UNICEF estimates of national immunization coverage (wuenic) are based on data and information that are of varying, and, in some instances, unknown quality. Beginning with the 2011 revision we describe the grade of confidence (GoC) we have in these estimates. As there is no underlying probability model upon which the estimates are based, we are unable to present classical measures of uncertainty, e.g., confidence intervals. Moreover, we have chosen not to make subjective estimates of plausibility/certainty ranges around the coverage. The GoC reflects the degree of empirical support upon which the estimates are based. It is not a judgment of the quality of data reported by national authorities.

- Estimate is supported by reported data [R+], coverage recalculated with an independent denominator from the World Population Prospects: 2022 revision from the UN Population Division (D+), and at least one supporting survey within 2 years [S+]. While well supported, the estimate still carries a risk of being wrong.
- Estimate is supported by at least one data source; [R+], [S+], or [D+]; and no data source, [R-], [D-], or [S-], challenges the estimate.
- There are no directly supporting data; or data from at least one source; [R-], [D-], [S-]; challenge the estimate.

In all cases these estimates should be used with caution and should be assessed in light of the objective for which they are being used.

Gambia - MCV2

GMB - MCV2



	2011	2012	2013	2014	2015	2016	2017	2018	2019	2020	2021	2022
Estimate	NA	56	53	73	81	79	68	71	61	61	61	52
Estimate GoC	NA	•	••	••	••	•••	•••	•••	•••	••	•	••
Official	NA	NA	53	73	81	79	68	71	61	NA	NA	52
Administrative	NA	56	53	73	81	79	68	71	61	NA	67	52
Survey	NA	NA	NA	NA	NA	67.1	NA	70.5	NA	NA	NA	NA

The WHO and UNICEF estimates of national immunization coverage (wuenic) are based on data and information that are of varying, and, in some instances, unknown quality. Beginning with the 2011 revision we describe the grade of confidence (GoC) we have in these estimates. As there is no underlying probability model upon which the estimates are based, we are unable to present classical measures of uncertainty, e.g., confidence intervals. Moreover, we have chosen not to make subjective estimates of plausibility/certainty ranges around the coverage. The GoC reflects the degree of empirical support upon which the estimates are based. It is not a judgment of the quality of data reported by national authorities.

- Estimate is supported by reported data [R+], coverage recalculated with an independent denominator from the World Population Prospects: 2022 revision from the UN Population Division (D+), and at least one supporting survey within 2 years [S+]. While well supported, the estimate still carries a risk of being wrong.
- Estimate is supported by at least one data source; [R+], [S+], or [D+]; and no data source, [R-], [D-], or [S-], challenges the estimate.
- There are no directly supporting data; or data from at least one source; [R-], [D-], [S-]; challenge the estimate.

In all cases these estimates should be used with caution and should be assessed in light of the objective for which they are being used.

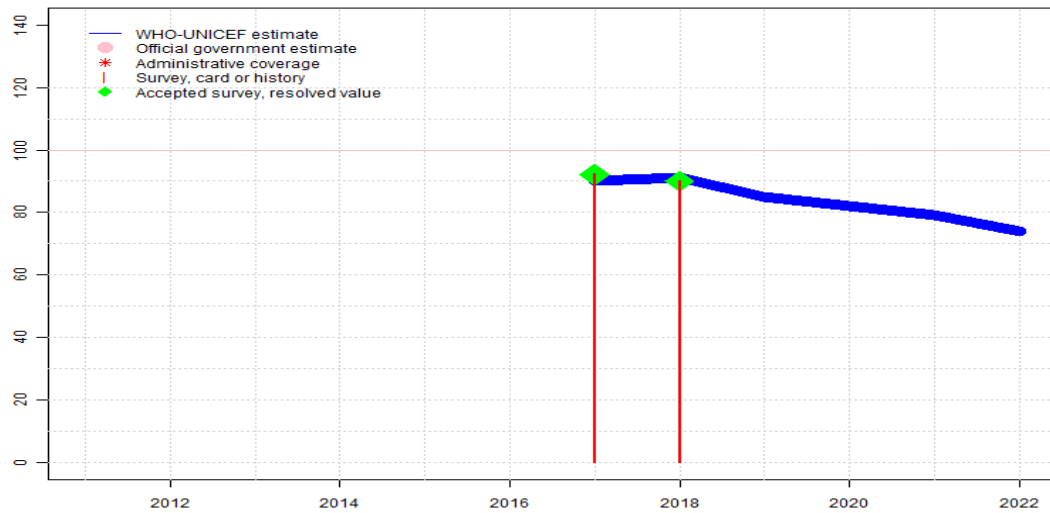
Description:

Coverage estimates for the second dose of measles containing vaccine are for children by the nationally recommended age.

- 2022: Estimate informed by reported data. Decline in coverage consistent with other vaccine doses. GoC=R+ D+
- 2021: Estimate informed by 2019 coverage estimate. Reported data excluded. Decline in reported target population for MCV2 in 2021 inconsistent with denominator trends for other vaccine doses. Estimate of 61 percent changed from previous revision value of 67 percent. Estimate challenged by: R-
- 2020: Estimate informed by 2019 coverage estimate. Estimate of 61 percent changed from previous revision value of 64 percent. GoC=S+
- 2019: Estimate informed by reported data. GoC=R+ S+ D+
- 2018: Estimate informed by reported data supported by survey. Survey evidence of 71 percent based on 1 survey(s). GoC=R+ S+ D+
- 2017: Estimate informed by reported data. Reported decline of 11 percent from 2016. GoC=R+ S+ D+
- 2016: Estimate informed by reported data. The Gambia Multiple Indicator Cluster Survey 2018 results ignored by working group. Survey results inconsistent with results for other antigens. GoC=R+ S+ D+
- 2015: Estimate informed by reported data. GoC=R+ D+
- 2014: Estimate informed by reported data. Target population estimates based on projections from average children vaccinated from 2004 to 2006 polio NIDs.. GoC=R+ D+
- 2013: Estimate informed by reported data. Increase in coverage the result of expanding second dose of measles vaccine. Ministry of Health reports targets set in their national comprehensive multi-year plan as their estimate of coverage levels achieved. GoC=R+ D+
- 2012: Estimate informed by reported data. Second dose of measles vaccine introduced in 2012, recommended at 18 months. Ministry of Health reports targets set in their national comprehensive multi-year plan as their estimate of coverage levels achieved. Estimate challenged by: D-

Gambia - RCV1

GMB - RCV1



Description:

For this revision, coverage estimates for the first dose of rubella containing vaccine are based on WHO and UNICEF estimates of coverage of measles containing vaccine. Nationally reported coverage of rubella containing vaccine is not taken into consideration nor are they represented in the the accompanying graph and data table.

- 2022: Estimate based on estimated MCV1. GoC=R+ D+
- 2021: Estimate based on estimated MCV1. GoC=R+ D+
- 2020: Estimate based on estimated MCV1. GoC=S+
- 2019: Estimate based on estimated MCV1. GoC=R+ S+ D+
- 2018: Estimate based on estimated MCV1. GoC=R+ S+ D+
- 2017: Estimate based on estimated MCV1. Programme reports introduction of RCV1 as MR in 2017. GoC=R+ S+ D+

	2011	2012	2013	2014	2015	2016	2017	2018	2019	2020	2021	2022
Estimate	NA	NA	NA	NA	NA	NA	90	91	85	82	79	74
Estimate GoC	NA	NA	NA	NA	NA	NA	●●●	●●●	●●●	●●	●●	●●
Official	NA	NA	NA	NA	NA	NA	NA	NA	NA	NA	NA	NA
Administrative	NA	NA	NA	NA	NA	NA	NA	NA	NA	NA	NA	NA
Survey	NA	NA	NA	NA	NA	NA	92.4	90.1	NA	NA	NA	NA

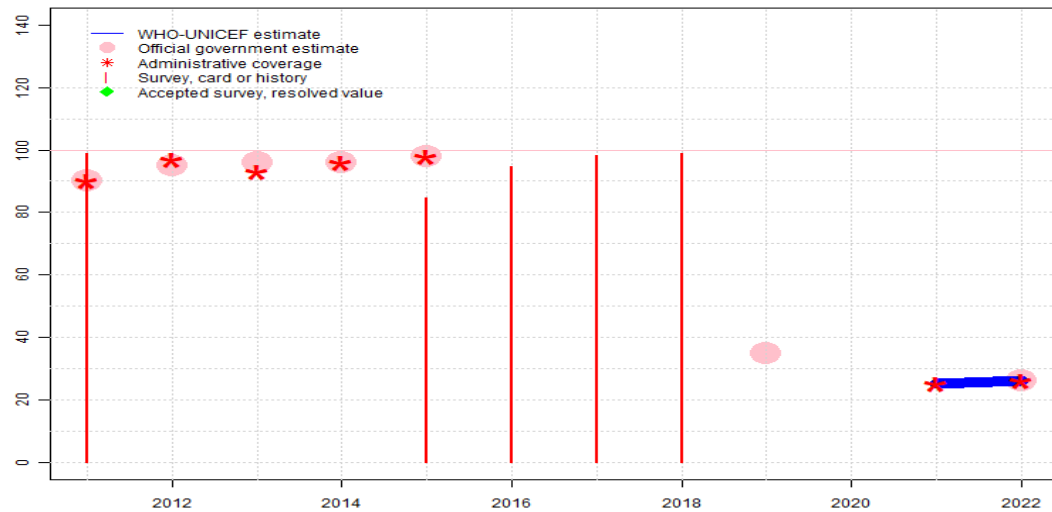
The WHO and UNICEF estimates of national immunization coverage (wuenic) are based on data and information that are of varying, and, in some instances, unknown quality. Beginning with the 2011 revision we describe the grade of confidence (GoC) we have in these estimates. As there is no underlying probability model upon which the estimates are based, we are unable to present classical measures of uncertainty, e.g., confidence intervals. Moreover, we have chosen not to make subjective estimates of plausibility/certainty ranges around the coverage. The GoC reflects the degree of empirical support upon which the estimates are based. It is not a judgment of the quality of data reported by national authorities.

- Estimate is supported by reported data [R+], coverage recalculated with an independent denominator from the World Population Prospects: 2022 revision from the UN Population Division (D+), and at least one supporting survey within 2 years [S+]. While well supported, the estimate still carries a risk of being wrong.
- Estimate is supported by at least one data source; [R+], [S+], or [D+]; and no data source, [R-], [D-], or [S-], challenges the estimate.
- There are no directly supporting data; or data from at least one source; [R-], [D-], [S-]; challenge the estimate.

In all cases these estimates should be used with caution and should be assessed in light of the objective for which they are being used.

Gambia - HepBB

GMB - HepBB



Description:

2022: Estimate informed by reported data. GoC=R+ D+

2021: Estimate informed by reported administrative data. Reporting of HepB birth dose began in 2000. Reporting of HepB doses administered within 24 hours of birth, for which WHO and UNICEF estimates are made, began in 2021. GoC=R+ D+

	2011	2012	2013	2014	2015	2016	2017	2018	2019	2020	2021	2022
Estimate	NA	NA	NA	NA	NA	NA	NA	NA	NA	NA	●●	●●
Estimate GoC	NA	NA	NA	NA	NA	NA	NA	NA	NA	NA	●●	●●
Official	90	95	96	96	98	NA	NA	NA	35	NA	NA	26
Administrative	90	97	93	96	98	NA	NA	NA	NA	NA	25	26
Survey	99	NA	NA	NA	84.7	94.8	98.1	98.9	NA	NA	NA	NA

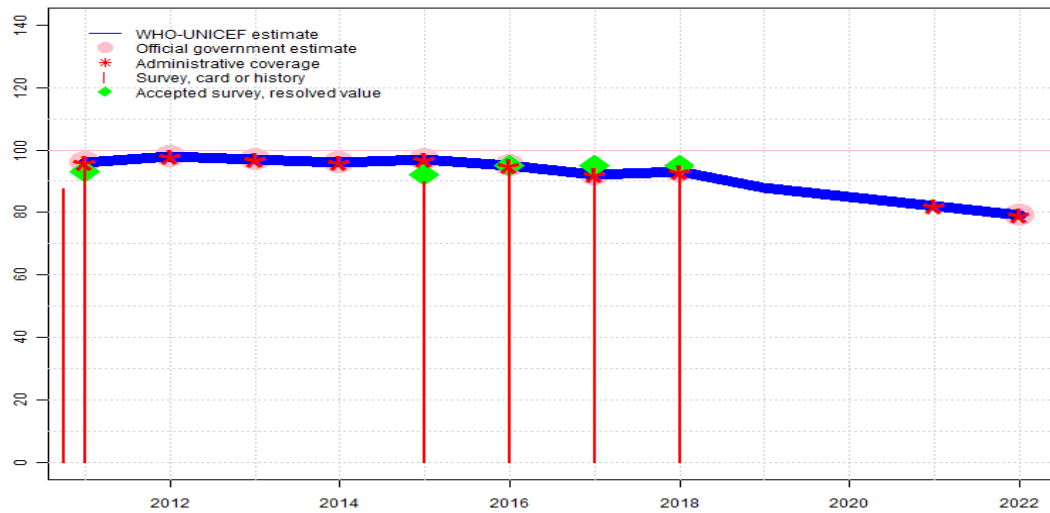
The WHO and UNICEF estimates of national immunization coverage (wuenic) are based on data and information that are of varying, and, in some instances, unknown quality. Beginning with the 2011 revision we describe the grade of confidence (GoC) we have in these estimates. As there is no underlying probability model upon which the estimates are based, we are unable to present classical measures of uncertainty, e.g., confidence intervals. Moreover, we have chosen not to make subjective estimates of plausibility/certainty ranges around the coverage. The GoC reflects the degree of empirical support upon which the estimates are based. It is not a judgment of the quality of data reported by national authorities.

- Estimate is supported by reported data [R+], coverage recalculated with an independent denominator from the World Population Prospects: 2022 revision from the UN Population Division (D+), and at least one supporting survey within 2 years [S+]. While well supported, the estimate still carries a risk of being wrong.
- Estimate is supported by at least one data source; [R+], [S+], or [D+]; and no data source, [R-], [D-], or [S-], challenges the estimate.
- There are no directly supporting data; or data from at least one source; [R-], [D-], [S-]; challenge the estimate.

In all cases these estimates should be used with caution and should be assessed in light of the objective for which they are being used.

Gambia - HepB3

GMB - HepB3



	2011	2012	2013	2014	2015	2016	2017	2018	2019	2020	2021	2022
Estimate	96	98	97	96	97	95	92	93	88	85	82	79
Estimate GoC	●●●	●●●	●●●	●●●	●●●	●●●	●●●	●●●	●●	●●	●●	●●
Official	96	98	97	96	97	95	92	93	NA	NA	NA	79
Administrative	96	98	97	96	97	95	92	93	NA	NA	82	79
Survey	*	NA	NA	NA	89.9	94.1	90.8	92.8	NA	NA	NA	NA

The WHO and UNICEF estimates of national immunization coverage (wuenic) are based on data and information that are of varying, and, in some instances, unknown quality. Beginning with the 2011 revision we describe the grade of confidence (GoC) we have in these estimates. As there is no underlying probability model upon which the estimates are based, we are unable to present classical measures of uncertainty, e.g., confidence intervals. Moreover, we have chosen not to make subjective estimates of plausibility/certainty ranges around the coverage. The GoC reflects the degree of empirical support upon which the estimates are based. It is not a judgment of the quality of data reported by national authorities.

- Estimate is supported by reported data [R+], coverage recalculated with an independent denominator from the World Population Prospects: 2022 revision from the UN Population Division (D+), and at least one supporting survey within 2 years [S+]. While well supported, the estimate still carries a risk of being wrong.
- Estimate is supported by at least one data source; [R+], [S+], or [D+]; and no data source, [R-], [D-], or [S-], challenges the estimate.
- There are no directly supporting data; or data from at least one source; [R-], [D-], [S-]; challenge the estimate.

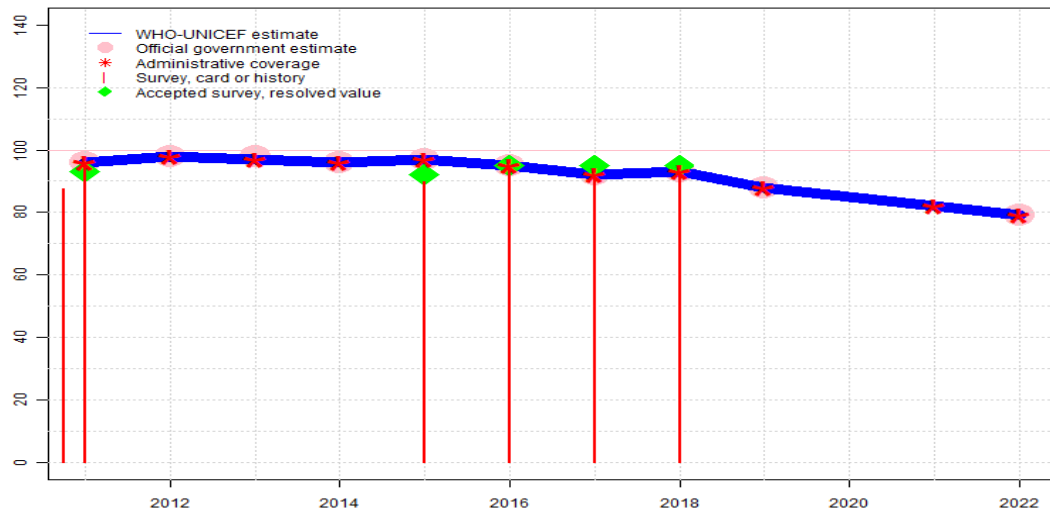
In all cases these estimates should be used with caution and should be assessed in light of the objective for which they are being used.

Description:

- 2022: Estimate informed by reported data. GoC=R+ D+
- 2021: Estimate informed by reported administrative data. GoC=R+ D+
- 2020: Estimate informed by estimated DTP3 coverage. Estimate of 85 percent changed from previous revision value of 86 percent. GoC=S+
- 2019: Estimate is based on estimated DTP3 level. GoC=S+
- 2018: Estimate informed by reported data supported by survey. Survey evidence of 95 percent based on 1 survey(s). The Gambia Demographic and Health Survey 2019-2020 card or history results of 93 percent modified for recall bias to 95 percent based on 1st dose card or history coverage of 98 percent, 1st dose card only coverage of 92 percent and 3rd dose card only coverage of 89 percent. GoC=R+ S+ D+
- 2017: Estimate informed by reported data supported by survey. Survey evidence of 95 percent based on 1 survey(s). The Gambia Demographic and Health Survey 2019-2020 card or history results of 91 percent modified for recall bias to 95 percent based on 1st dose card or history coverage of 97 percent, 1st dose card only coverage of 84 percent and 3rd dose card only coverage of 81 percent. GoC=R+ S+ D+
- 2016: Estimate informed by reported data supported by survey. Survey evidence of 95 percent based on 1 survey(s). The Gambia Multiple Indicator Cluster Survey 2018 card or history results of 94 percent modified for recall bias to 95 percent based on 1st dose card or history coverage of 97 percent, 1st dose card only coverage of 94 percent and 3rd dose card only coverage of 92 percent. GoC=R+ S+ D+
- 2015: Estimate informed by reported data supported by survey. Survey evidence of 92 percent based on 1 survey(s). The Gambia Multiple Indicator Cluster Survey 2018 card or history results of 90 percent modified for recall bias to 92 percent based on 1st dose card or history coverage of 95 percent, 1st dose card only coverage of 84 percent and 3rd dose card only coverage of 82 percent. GoC=R+ S+ D+
- 2014: Estimate informed by reported data. Target population estimates based on projections from average children vaccinated from 2004 to 2006 polio NIDs. GoC=R+ S+ D+
- 2013: Estimate informed by reported administrative data. Ministry of Health reports targets set in their national comprehensive multi-year plan as their estimate of coverage levels achieved. GoC=R+ S+ D+
- 2012: Estimate informed by reported administrative data. Ministry of Health reports targets set in their national comprehensive multi-year plan as their estimate of coverage levels achieved. GoC=R+ S+ D+
- 2011: Estimate informed by reported administrative data supported by survey. Survey evidence of 93 percent based on 2 survey(s). The Gambia Demographic and Health Survey 2013 card or history results of 88 percent modified for recall bias to 90 percent based on 1st dose card or history coverage of 98 percent, 1st dose card only coverage of 90 percent and 3rd dose card only coverage of 82 percent. Ministry of Health reports targets set in their national comprehensive multi-year plan as their estimate of coverage levels achieved. GoC=Assigned by working group. Estimate is supported by R+, S+, D+

Gambia - Hib3

GMB - Hib3



	2011	2012	2013	2014	2015	2016	2017	2018	2019	2020	2021	2022
Estimate	96	98	98	96	97	95	92	93	88	85	82	79
Estimate GoC	●●●	●●●	●●●	●●●	●●●	●●●	●●●	●●●	●●●	●●	●●	●●
Official	96	98	98	96	97	95	92	93	88	NA	NA	79
Administrative	96	98	97	96	97	95	92	93	88	NA	82	79
Survey	*	NA	NA	NA	89.9	94.1	90.8	92.8	NA	NA	NA	NA

The WHO and UNICEF estimates of national immunization coverage (wuenic) are based on data and information that are of varying, and, in some instances, unknown quality. Beginning with the 2011 revision we describe the grade of confidence (GoC) we have in these estimates. As there is no underlying probability model upon which the estimates are based, we are unable to present classical measures of uncertainty, e.g., confidence intervals. Moreover, we have chosen not to make subjective estimates of plausibility/certainty ranges around the coverage. The GoC reflects the degree of empirical support upon which the estimates are based. It is not a judgment of the quality of data reported by national authorities.

- Estimate is supported by reported data [R+], coverage recalculated with an independent denominator from the World Population Prospects: 2022 revision from the UN Population Division (D+), and at least one supporting survey within 2 years [S+]. While well supported, the estimate still carries a risk of being wrong.
- Estimate is supported by at least one data source; [R+], [S+], or [D+]; and no data source, [R-], [D-], or [S-], challenges the estimate.
- There are no directly supporting data; or data from at least one source; [R-], [D-], [S-]; challenge the estimate.

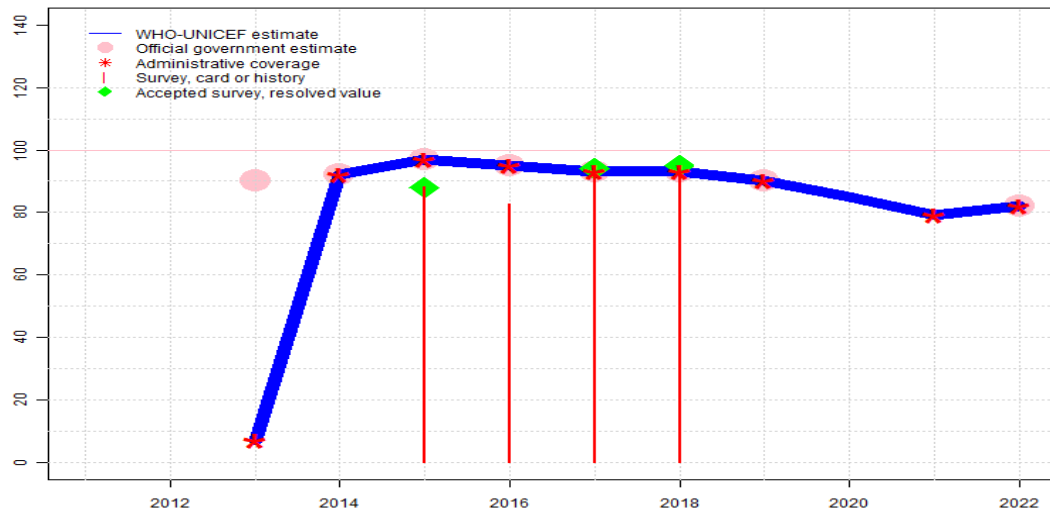
In all cases these estimates should be used with caution and should be assessed in light of the objective for which they are being used.

Description:

- 2022: Estimate informed by reported data. GoC=R+ D+
- 2021: Estimate informed by reported administrative data. GoC=R+ D+
- 2020: Estimate informed by interpolation between reported data. GoC=R+ S+
- 2019: Estimate informed by reported data. GoC=R+ S+ D+
- 2018: Estimate informed by reported data supported by survey. Survey evidence of 95 percent based on 1 survey(s). The Gambia Demographic and Health Survey 2019-2020 card or history results of 93 percent modified for recall bias to 95 percent based on 1st dose card or history coverage of 98 percent, 1st dose card only coverage of 92 percent and 3rd dose card only coverage of 89 percent. GoC=R+ S+ D+
- 2017: Estimate informed by reported data supported by survey. Survey evidence of 95 percent based on 1 survey(s). The Gambia Demographic and Health Survey 2019-2020 card or history results of 91 percent modified for recall bias to 95 percent based on 1st dose card or history coverage of 97 percent, 1st dose card only coverage of 84 percent and 3rd dose card only coverage of 81 percent. GoC=R+ S+ D+
- 2016: Estimate informed by reported data supported by survey. Survey evidence of 95 percent based on 1 survey(s). The Gambia Multiple Indicator Cluster Survey 2018 card or history results of 94 percent modified for recall bias to 95 percent based on 1st dose card or history coverage of 97 percent, 1st dose card only coverage of 94 percent and 3rd dose card only coverage of 92 percent. GoC=R+ S+ D+
- 2015: Estimate informed by reported data supported by survey. Survey evidence of 92 percent based on 1 survey(s). The Gambia Multiple Indicator Cluster Survey 2018 card or history results of 90 percent modified for recall bias to 92 percent based on 1st dose card or history coverage of 95 percent, 1st dose card only coverage of 84 percent and 3rd dose card only coverage of 82 percent. GoC=R+ S+ D+
- 2014: Estimate informed by reported data. Target population estimates based on projections from average children vaccinated from 2004 to 2006 polio NIDs. GoC=R+ S+ D+
- 2013: Estimate informed by reported administrative data. Ministry of Health reports targets set in their national comprehensive multi-year plan as their estimate of coverage levels achieved. GoC=R+ S+ D+
- 2012: Estimate informed by reported administrative data. Ministry of Health reports targets set in their national comprehensive multi-year plan as their estimate of coverage levels achieved. GoC=R+ S+ D+
- 2011: Estimate informed by reported administrative data supported by survey. Survey evidence of 93 percent based on 2 survey(s). The Gambia Demographic and Health Survey 2013 card or history results of 88 percent modified for recall bias to 90 percent based on 1st dose card or history coverage of 98 percent, 1st dose card only coverage of 90 percent and 3rd dose card only coverage of 82 percent. Ministry of Health reports targets set in their national comprehensive multi-year plan as their estimate of coverage levels achieved. GoC=R+ S+ D+

Gambia - RotaC

GMB - RotaC



Description:

- 2022: Estimate informed by reported data. GoC=R+ D+
- 2021: Estimate informed by reported administrative data. GoC=R+ D+
- 2020: Estimate informed by interpolation between reported data. GoC=S+
- 2019: Estimate informed by reported data. GoC=R+ S+ D+
- 2018: Estimate informed by reported data supported by survey. Survey evidence of 95 percent based on 1 survey(s). GoC=R+ S+ D+
- 2017: Estimate informed by reported data supported by survey. Survey evidence of 94 percent based on 1 survey(s). GoC=R+ S+ D+
- 2016: Estimate informed by reported data. The Gambia Multiple Indicator Cluster Survey 2018 results ignored by working group. Survey results inconsistent with results for other antigens. It is possible that children sampled during the survey had home-based records that were not updated at introduction to include a recording area for Rotavirus vaccine. GoC=R+ S+ D+
- 2015: Estimate informed by reported data supported by survey. Survey evidence of 88 percent based on 1 survey(s). GoC=R+ S+ D+
- 2014: Estimate informed by reported data. Target population estimates based on projections from average children vaccinated from 2004 to 2006 polio NIDs. GoC=R+ S+ D+
- 2013: Estimate informed by reported data. Rotavirus vaccine introduced in August 2013. Ministry of Health reports targets set in their national comprehensive multi-year plan as their estimate of coverage levels achieved. Estimate challenged by: S-

	2011	2012	2013	2014	2015	2016	2017	2018	2019	2020	2021	2022
Estimate	NA	NA	7	92	97	95	93	93	90	85	79	82
Estimate GoC	NA	NA	●	●●●	●●●	●●●	●●●	●●●	●●●	●●	●●	●●
Official	NA	NA	90	92	97	95	93	93	90	NA	NA	82
Administrative	NA	NA	7	92	97	95	93	93	90	NA	79	82
Survey	NA	NA	NA	NA	88.3	82.7	93.9	94.7	NA	NA	NA	NA

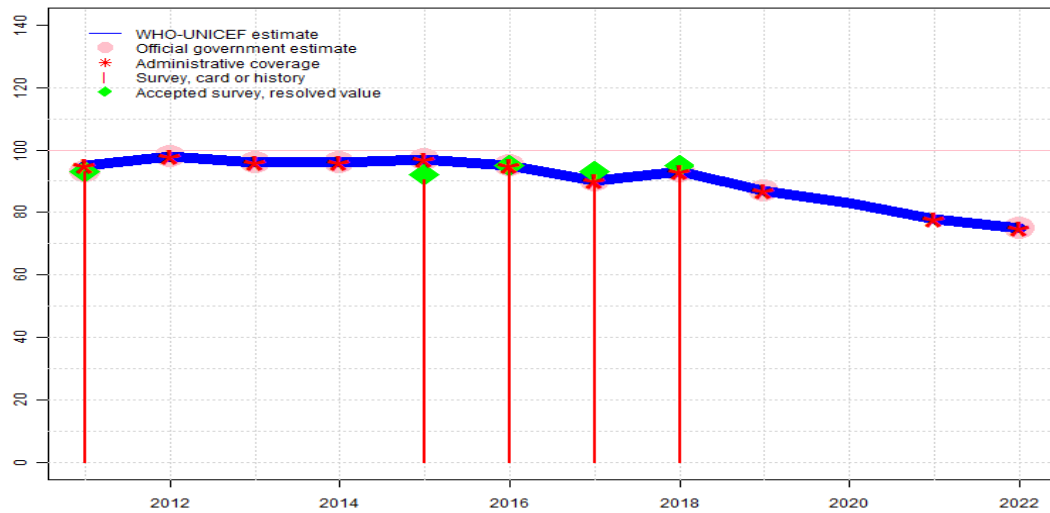
The WHO and UNICEF estimates of national immunization coverage (wuenic) are based on data and information that are of varying, and, in some instances, unknown quality. Beginning with the 2011 revision we describe the grade of confidence (GoC) we have in these estimates. As there is no underlying probability model upon which the estimates are based, we are unable to present classical measures of uncertainty, e.g., confidence intervals. Moreover, we have chosen not to make subjective estimates of plausibility/certainty ranges around the coverage. The GoC reflects the degree of empirical support upon which the estimates are based. It is not a judgment of the quality of data reported by national authorities.

- Estimate is supported by reported data [R+], coverage recalculated with an independent denominator from the World Population Prospects: 2022 revision from the UN Population Division (D+), and at least one supporting survey within 2 years [S+]. While well supported, the estimate still carries a risk of being wrong.
- Estimate is supported by at least one data source; [R+], [S+], or [D+]; and no data source, [R-], [D-], or [S-], challenges the estimate.
- There are no directly supporting data; or data from at least one source; [R-], [D-], [S-]; challenge the estimate.

In all cases these estimates should be used with caution and should be assessed in light of the objective for which they are being used.

Gambia - PcV3

GMB - PcV3



	2011	2012	2013	2014	2015	2016	2017	2018	2019	2020	2021	2022
Estimate	95	98	96	96	97	95	90	93	87	83	78	75
Estimate GoC	●●	●●●	●●●	●●●	●●●	●●●	●●●	●●●	●●●	●	●●	●●
Official	93	98	96	96	97	95	90	93	87	NA	NA	75
Administrative	95	98	96	96	97	95	90	93	87	NA	78	75
Survey	93	NA	NA	NA	90.4	94	88.9	92.3	NA	NA	NA	NA

The WHO and UNICEF estimates of national immunization coverage (wuenic) are based on data and information that are of varying, and, in some instances, unknown quality. Beginning with the 2011 revision we describe the grade of confidence (GoC) we have in these estimates. As there is no underlying probability model upon which the estimates are based, we are unable to present classical measures of uncertainty, e.g., confidence intervals. Moreover, we have chosen not to make subjective estimates of plausibility/certainty ranges around the coverage. The GoC reflects the degree of empirical support upon which the estimates are based. It is not a judgment of the quality of data reported by national authorities.

- Estimate is supported by reported data [R+], coverage recalculated with an independent denominator from the World Population Prospects: 2022 revision from the UN Population Division (D+), and at least one supporting survey within 2 years [S+]. While well supported, the estimate still carries a risk of being wrong.
- Estimate is supported by at least one data source; [R+], [S+], or [D+]; and no data source, [R-], [D-], or [S-], challenges the estimate.
- There are no directly supporting data; or data from at least one source; [R-], [D-], [S-]; challenge the estimate.

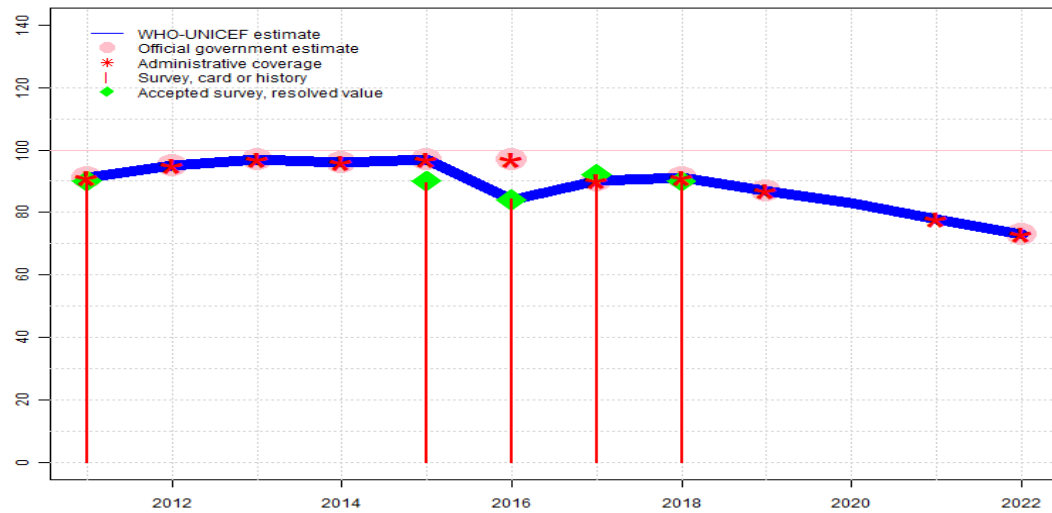
In all cases these estimates should be used with caution and should be assessed in light of the objective for which they are being used.

Description:

- 2022: Estimate informed by reported data. GoC=R+ D+
- 2021: Estimate informed by reported administrative data. GoC=R+ D+
- 2020: Estimate informed by interpolation between reported data. Estimate challenged by: S-
- 2019: Estimate informed by reported data. GoC=R+ S+ D+
- 2018: Estimate informed by reported data supported by survey. Survey evidence of 95 percent based on 1 survey(s). The Gambia Demographic and Health Survey 2019-2020 card or history results of 92 percent modified for recall bias to 95 percent based on 1st dose card or history coverage of 99 percent, 1st dose card only coverage of 92 percent and 3rd dose card only coverage of 89 percent. GoC=R+ S+ D+
- 2017: Estimate informed by reported data supported by survey. Survey evidence of 93 percent based on 1 survey(s). The Gambia Demographic and Health Survey 2019-2020 card or history results of 89 percent modified for recall bias to 93 percent based on 1st dose card or history coverage of 97 percent, 1st dose card only coverage of 84 percent and 3rd dose card only coverage of 80 percent. GoC=R+ S+ D+
- 2016: Estimate informed by reported data supported by survey. Survey evidence of 95 percent based on 1 survey(s). The Gambia Multiple Indicator Cluster Survey 2018 card or history results of 94 percent modified for recall bias to 95 percent based on 1st dose card or history coverage of 96 percent, 1st dose card only coverage of 94 percent and 3rd dose card only coverage of 92 percent. GoC=R+ S+ D+
- 2015: Estimate informed by reported data supported by survey. Survey evidence of 92 percent based on 1 survey(s). The Gambia Multiple Indicator Cluster Survey 2018 card or history results of 90 percent modified for recall bias to 92 percent based on 1st dose card or history coverage of 95 percent, 1st dose card only coverage of 84 percent and 3rd dose card only coverage of 81 percent. GoC=R+ S+ D+
- 2014: Estimate informed by reported data. Target population estimates based on projections from average children vaccinated from 2004 to 2006 polio NIDs. GoC=R+ S+ D+
- 2013: Estimate informed by reported administrative data. Ministry of Health reports targets set in their national comprehensive multi-year plan as their estimate of coverage levels achieved. GoC=R+ S+ D+
- 2012: Estimate informed by reported administrative data. Ministry of Health reports targets set in their national comprehensive multi-year plan as their estimate of coverage levels achieved. GoC=R+ S+ D+
- 2011: Estimate informed by reported administrative data supported by survey. Survey evidence of 93 percent based on 1 survey(s). Pneumococcal conjugate vaccine presentation changed from 7 valent to 13 valent in April 2011.. Ministry of Health reports targets set in their national comprehensive multi-year plan as their estimate of coverage levels achieved. GoC=R+ S+

Gambia - YFV

GMB - YFV



	2011	2012	2013	2014	2015	2016	2017	2018	2019	2020	2021	2022
Estimate	91	95	97	96	97	84	90	91	87	83	78	73
Estimate GoC	●●●	●●●	●●●	●	●	●	●●●	●●●	●●●	●●	●●	●●
Official	91	95	97	96	97	97	90	91	87	NA	NA	73
Administrative	91	95	97	96	97	97	90	91	87	NA	78	73
Survey	90	NA	NA	NA	89.5	84.4	92.2	89.8	NA	NA	NA	NA

The WHO and UNICEF estimates of national immunization coverage (wuenic) are based on data and information that are of varying, and, in some instances, unknown quality. Beginning with the 2011 revision we describe the grade of confidence (GoC) we have in these estimates. As there is no underlying probability model upon which the estimates are based, we are unable to present classical measures of uncertainty, e.g., confidence intervals. Moreover, we have chosen not to make subjective estimates of plausibility/certainty ranges around the coverage. The GoC reflects the degree of empirical support upon which the estimates are based. It is not a judgment of the quality of data reported by national authorities.

- Estimate is supported by reported data [R+], coverage recalculated with an independent denominator from the World Population Prospects: 2022 revision from the UN Population Division (D+), and at least one supporting survey within 2 years [S+]. While well supported, the estimate still carries a risk of being wrong.
- Estimate is supported by at least one data source; [R+], [S+], or [D+]; and no data source, [R-], [D-], or [S-], challenges the estimate.
- There are no directly supporting data; or data from at least one source; [R-], [D-], [S-]; challenge the estimate.

In all cases these estimates should be used with caution and should be assessed in light of the objective for which they are being used.

Description:

- 2022: Estimate informed by reported data. Programme reports a 0.5 month stockout at the national level. GoC=R+ D+
- 2021: Estimate informed by reported administrative data. GoC=R+ D+
- 2020: Estimate informed by interpolation between reported data. GoC=S+
- 2019: Estimate informed by reported data. GoC=R+ S+ D+
- 2018: Estimate informed by reported data supported by survey. Survey evidence of 90 percent based on 1 survey(s). GoC=R+ S+ D+
- 2017: Estimate informed by reported data supported by survey. Survey evidence of 92 percent based on 1 survey(s). GoC=R+ S+ D+
- 2016: Survey evidence does not support reported data. Estimate based on survey results. Survey evidence of 84 percent based on 1 survey(s). Estimate challenged by: D-R-
- 2015: Estimate informed by reported data supported by survey. Survey evidence of 90 percent based on 1 survey(s). Estimate challenged by: S-
- 2014: Estimate informed by reported data. Target population estimates based on projections from average children vaccinated from 2004 to 2006 polio NIDs. Estimate challenged by: S-
- 2013: Estimate informed by reported administrative data. Ministry of Health reports targets set in their national comprehensive multi-year plan as their estimate of coverage levels achieved. GoC=R+ S+ D+
- 2012: Estimate informed by reported administrative data. Ministry of Health reports targets set in their national comprehensive multi-year plan as their estimate of coverage levels achieved. GoC=R+ S+ D+
- 2011: Estimate informed by reported administrative data supported by survey. Survey evidence of 90 percent based on 1 survey(s). Ministry of Health reports targets set in their national comprehensive multi-year plan as their estimate of coverage levels achieved. GoC=R+ S+ D+

Gambia - survey details

NOTE: A survey to measure vaccination coverage for infants (i.e., children aged 0 to 11 months) will sample children aged 12 to 23 months at the time of survey to capture the youngest annual cohort of children who should have completed the vaccination schedule. Because WUENIC are for infant vaccinations, survey data in this report are presented to reflect the birth year of the youngest survey cohort. For example, results for a survey conducted during December 2020 among children aged 12 to 23 months at the time of the survey reflect the immunization experience of children born in 2019. Depending on the timing of survey field work, results may reflect the immunization experience of children born and vaccinated 1 or 2 years prior to the survey field work.

2018 The Gambia Demographic and Health Survey 2019-2020

Vaccine	Confirmation method	Coverage	Age cohort	Sample	Cards seen
BCG	C or H <12 months	98.8	12-23 m	1456	93
BCG	Card	92.7	12-23 m	1356	93
BCG	Card or History	99	12-23 m	1456	93
BCG	History	6.3	12-23 m	99	93
DTP1	C or H <12 months	98.2	12-23 m	1456	93
DTP1	Card	92.3	12-23 m	1356	93
DTP1	Card or History	98.3	12-23 m	1456	93
DTP1	History	6.1	12-23 m	99	93
DTP3	C or H <12 months	92.1	12-23 m	1456	93
DTP3	Card	88.8	12-23 m	1356	93
DTP3	Card or History	92.8	12-23 m	1456	93
DTP3	History	3.9	12-23 m	99	93
HepB1	C or H <12 months	98.2	12-23 m	1456	93
HepB1	Card	92.3	12-23 m	1356	93
HepB1	Card or History	98.3	12-23 m	1456	93
HepB1	History	6.1	12-23 m	99	93
HepB3	C or H <12 months	92.1	12-23 m	1456	93
HepB3	Card	88.8	12-23 m	1356	93
HepB3	Card or History	92.8	12-23 m	1456	93
HepB3	History	3.9	12-23 m	99	93
HepBB	C or H <12 months	98.9	12-23 m	1456	93
HepBB	Card	92.5	12-23 m	1356	93
HepBB	Card or History	98.9	12-23 m	1456	93
HepBB	History	6.4	12-23 m	99	93

Hib1	C or H <12 months	98.2	12-23 m	1456	93
Hib1	Card	92.3	12-23 m	1356	93
Hib1	Card or History	98.3	12-23 m	1456	93
Hib1	History	6.1	12-23 m	99	93
Hib3	C or H <12 months	92.1	12-23 m	1456	93
Hib3	Card	88.8	12-23 m	1356	93
Hib3	Card or History	92.8	12-23 m	1456	93
Hib3	History	3.9	12-23 m	99	93
IPV1	C or H <12 months	91	12-23 m	1456	93
IPV1	Card	86	12-23 m	1356	93
IPV1	Card or History	92.1	12-23 m	1456	93
IPV1	History	6.1	12-23 m	99	93
MCV1	C or H <12 months	85.2	12-23 m	1456	93
MCV1	Card	85.4	12-23 m	1356	93
MCV1	Card or History	90.1	12-23 m	1456	93
MCV1	History	4.7	12-23 m	99	93
MCV2	C or H <12 months	66	24-35 m	1432	93
MCV2	Card	62.8	24-35 m	1203	93
MCV2	Card or History	70.5	24-35 m	1432	93
MCV2	History	7.8	24-35 m	229	93
PCV1	C or H <12 months	98.4	12-23 m	1456	93
PCV1	Card	92.3	12-23 m	1356	93
PCV1	Card or History	98.5	12-23 m	1456	93
PCV1	History	6.2	12-23 m	99	93
PCV3	C or H <12 months	91.6	12-23 m	1456	93
PCV3	Card	89.1	12-23 m	1356	93
PCV3	Card or History	92.3	12-23 m	1456	93
PCV3	History	3.2	12-23 m	99	93
Pol1	C or H <12 months	97.4	12-23 m	1456	93
Pol1	Card	92.3	12-23 m	1356	93
Pol1	Card or History	97.5	12-23 m	1456	93
Pol1	History	5.2	12-23 m	99	93
Pol3	C or H <12 months	89.8	12-23 m	1456	93
Pol3	Card	88.3	12-23 m	1356	93
Pol3	Card or History	90.4	12-23 m	1456	93
Pol3	History	2.1	12-23 m	99	93
RotaC	C or H <12 months	94.3	12-23 m	1456	93
RotaC	Card	90.2	12-23 m	1356	93
RotaC	Card or History	94.7	12-23 m	1456	93
RotaC	History	4.5	12-23 m	99	93

Gambia - survey details

YFV	C or H <12 months	84.4	12-23 m	1456	93
YFV	Card	84.9	12-23 m	1356	93
YFV	Card or History	89.8	12-23 m	1456	93
YFV	History	4.9	12-23 m	99	93

2017 The Gambia Demographic and Health Survey 2019-2020

Vaccine	Confirmation method	Coverage	Age cohort	Sample	Cards seen
BCG	C or H <12 months	97.9	24-35 m	1432	93
BCG	Card	83.5	24-35 m	1203	93
BCG	Card or History	98	24-35 m	1432	93
BCG	History	14.6	24-35 m	229	93
DTP1	C or H <12 months	97.2	24-35 m	1432	93
DTP1	Card	83.6	24-35 m	1203	93
DTP1	Card or History	97.2	24-35 m	1432	93
DTP1	History	13.6	24-35 m	229	93
DTP3	C or H <12 months	89.8	24-35 m	1432	93
DTP3	Card	81.4	24-35 m	1203	93
DTP3	Card or History	90.8	24-35 m	1432	93
DTP3	History	9.4	24-35 m	229	93
HepB1	C or H <12 months	97.2	24-35 m	1432	93
HepB1	Card	83.6	24-35 m	1203	93
HepB1	Card or History	97.2	24-35 m	1432	93
HepB1	History	13.6	24-35 m	229	93
HepB3	C or H <12 months	89.8	24-35 m	1432	93
HepB3	Card	81.4	24-35 m	1203	93
HepB3	Card or History	90.8	24-35 m	1432	93
HepB3	History	9.4	24-35 m	229	93
HepBB	C or H <12 months	98.1	24-35 m	1432	93
HepBB	Card	83.4	24-35 m	1203	93
HepBB	Card or History	98.1	24-35 m	1432	93
HepBB	History	14.7	24-35 m	229	93
Hib1	C or H <12 months	97.2	24-35 m	1432	93
Hib1	Card	83.6	24-35 m	1203	93
Hib1	Card or History	97.2	24-35 m	1432	93
Hib1	History	13.6	24-35 m	229	93
Hib3	C or H <12 months	89.8	24-35 m	1432	93
Hib3	Card	81.4	24-35 m	1203	93
Hib3	Card or History	90.8	24-35 m	1432	93

Hib3	History	9.4	24-35 m	229	93
IPV1	C or H <12 months	55.9	24-35 m	1432	93
IPV1	Card	43	24-35 m	1203	93
IPV1	Card or History	57.4	24-35 m	1432	93
IPV1	History	14.4	24-35 m	229	93
MCV1	C or H <12 months	85.1	24-35 m	1432	93
MCV1	Card	80.2	24-35 m	1203	93
MCV1	Card or History	92.4	24-35 m	1432	93
MCV1	History	12.2	24-35 m	229	93
PCV1	C or H <12 months	97	24-35 m	1432	93
PCV1	Card	83.6	24-35 m	1203	93
PCV1	Card or History	97.1	24-35 m	1432	93
PCV1	History	13.5	24-35 m	229	93
PCV3	C or H <12 months	87.7	24-35 m	1432	93
PCV3	Card	80	24-35 m	1203	93
PCV3	Card or History	88.9	24-35 m	1432	93
PCV3	History	8.9	24-35 m	229	93
Pol1	C or H <12 months	97	24-35 m	1432	93
Pol1	Card	83.6	24-35 m	1203	93
Pol1	Card or History	97.1	24-35 m	1432	93
Pol1	History	13.5	24-35 m	229	93
Pol3	C or H <12 months	85.7	24-35 m	1432	93
Pol3	Card	80.7	24-35 m	1203	93
Pol3	Card or History	86.6	24-35 m	1432	93
Pol3	History	5.9	24-35 m	229	93
RotaC	C or H <12 months	93.4	24-35 m	1432	93
RotaC	Card	82	24-35 m	1203	93
RotaC	Card or History	93.9	24-35 m	1432	93
RotaC	History	12	24-35 m	229	93
YFV	C or H <12 months	85.5	24-35 m	1432	93
YFV	Card	79.4	24-35 m	1203	93
YFV	Card or History	92.2	24-35 m	1432	93
YFV	History	12.9	24-35 m	229	93

2016 The Gambia Multiple Indicator Cluster Survey 2018

Vaccine	Confirmation method	Coverage	Age cohort	Sample	Cards seen
BCG	C or H <12 months	97.9	12-23 m	1880	96
BCG	Card	94.9	12-23 m	1880	96

Gambia - survey details

BCG	Card or History	97.9	12-23 m	1880	96
BCG	History	3	12-23 m	1880	96
DTP1	C or H <12 months	96.3	12-23 m	1880	96
DTP1	Card	93.7	12-23 m	1880	96
DTP1	Card or History	96.6	12-23 m	1880	96
DTP1	History	2.9	12-23 m	1880	96
DTP3	C or H <12 months	93.3	12-23 m	1880	96
DTP3	Card	91.8	12-23 m	1880	96
DTP3	Card or History	94.1	12-23 m	1880	96
DTP3	History	2.3	12-23 m	1880	96
HepB1	C or H <12 months	96.3	12-23 m	1880	96
HepB1	Card	93.7	12-23 m	1880	96
HepB1	Card or History	96.6	12-23 m	1880	96
HepB1	History	2.9	12-23 m	1880	96
HepB3	C or H <12 months	93.3	12-23 m	1880	96
HepB3	Card	91.8	12-23 m	1880	96
HepB3	Card or History	94.1	12-23 m	1880	96
HepB3	History	2.3	12-23 m	1880	96
HepBB	C or H <12 months	94.8	12-23 m	1880	96
HepBB	Card	94.8	12-23 m	1880	96
HepBB	Card or History	94.8	12-23 m	1880	96
HepBB	History	0	12-23 m	1880	96
Hib1	C or H <12 months	96.3	12-23 m	1880	96
Hib1	Card	93.7	12-23 m	1880	96
Hib1	Card or History	96.6	12-23 m	1880	96
Hib1	History	2.9	12-23 m	1880	96
Hib3	C or H <12 months	93.3	12-23 m	1880	96
Hib3	Card	91.8	12-23 m	1880	96
Hib3	Card or History	94.1	12-23 m	1880	96
Hib3	History	2.3	12-23 m	1880	96
MCV1	C or H <12 months	82.4	12-23 m	1880	96
MCV1	Card	84.3	12-23 m	1880	96
MCV1	Card or History	86.8	12-23 m	1880	96
MCV1	History	2.5	12-23 m	1880	96
MCV2	C or H <12 months	64.1	24-35 m	1998	96
MCV2	Card	57	24-35 m	1998	96
MCV2	Card or History	67.1	24-35 m	1998	96
MCV2	History	10.1	24-35 m	1998	96
PCV1	C or H <12 months	96.1	12-23 m	1880	96
PCV1	Card	93.7	12-23 m	1880	96

PCV1	Card or History	96.4	12-23 m	1880	96
PCV1	History	2.6	12-23 m	1880	96
PCV3	C or H <12 months	93.1	12-23 m	1880	96
PCV3	Card	91.9	12-23 m	1880	96
PCV3	Card or History	94	12-23 m	1880	96
PCV3	History	2.1	12-23 m	1880	96
Pol1	C or H <12 months	96.6	12-23 m	1880	96
Pol1	Card	94.2	12-23 m	1880	96
Pol1	Card or History	96.6	12-23 m	1880	96
Pol1	History	2.5	12-23 m	1880	96
Pol3	C or H <12 months	92.1	12-23 m	1880	96
Pol3	Card	92	12-23 m	1880	96
Pol3	Card or History	92.7	12-23 m	1880	96
Pol3	History	0.8	12-23 m	1880	96
RotaC	C or H <12 months	81.9	12-23 m	1880	96
RotaC	Card	80.8	12-23 m	1880	96
RotaC	Card or History	82.7	12-23 m	1880	96
RotaC	History	1.9	12-23 m	1880	96
YFV	C or H <12 months	79.1	12-23 m	1880	96
YFV	Card	82.2	12-23 m	1880	96
YFV	Card or History	84.4	12-23 m	1880	96
YFV	History	2.2	12-23 m	1880	96

2015 The Gambia Multiple Indicator Cluster Survey 2018

Vaccine	Confirmation method	Coverage	Age cohort	Sample	Cards seen
BCG	C or H <12 months	96.5	24-35 m	1998	96
BCG	Card	84.8	24-35 m	1998	96
BCG	Card or History	96.5	24-35 m	1998	96
BCG	History	11.7	24-35 m	1998	96
DTP1	C or H <12 months	94.4	24-35 m	1998	96
DTP1	Card	84.1	24-35 m	1998	96
DTP1	Card or History	94.8	24-35 m	1998	96
DTP1	History	10.7	24-35 m	1998	96
DTP3	C or H <12 months	87.6	24-35 m	1998	96
DTP3	Card	81.5	24-35 m	1998	96
DTP3	Card or History	89.9	24-35 m	1998	96
DTP3	History	8.4	24-35 m	1998	96
HepB1	C or H <12 months	94.4	24-35 m	1998	96

Gambia - survey details

HepB1	Card	84.1	24-35 m	1998	96
HepB1	Card or History	94.8	24-35 m	1998	96
HepB1	History	10.7	24-35 m	1998	96
HepB3	C or H <12 months	87.6	24-35 m	1998	96
HepB3	Card	81.5	24-35 m	1998	96
HepB3	Card or History	89.9	24-35 m	1998	96
HepB3	History	8.4	24-35 m	1998	96
HepBB	C or H <12 months	84.6	24-35 m	1998	96
HepBB	Card	84.6	24-35 m	1998	96
HepBB	Card or History	84.7	24-35 m	1998	96
HepBB	History	0.1	24-35 m	1998	96
Hib1	C or H <12 months	94.4	24-35 m	1998	96
Hib1	Card	84.1	24-35 m	1998	96
Hib1	Card or History	94.8	24-35 m	1998	96
Hib1	History	10.7	24-35 m	1998	96
Hib3	C or H <12 months	87.6	24-35 m	1998	96
Hib3	Card	81.5	24-35 m	1998	96
Hib3	Card or History	89.9	24-35 m	1998	96
Hib3	History	8.4	24-35 m	1998	96
MCV1	C or H <12 months	82.4	24-35 m	1998	96
MCV1	Card	80.3	24-35 m	1998	96
MCV1	Card or History	90.3	24-35 m	1998	96
MCV1	History	9.9	24-35 m	1998	96
PCV1	C or H <12 months	94.5	24-35 m	1998	96
PCV1	Card	84	24-35 m	1998	96
PCV1	Card or History	94.8	24-35 m	1998	96
PCV1	History	10.8	24-35 m	1998	96
PCV3	C or H <12 months	88.6	24-35 m	1998	96
PCV3	Card	81.4	24-35 m	1998	96
PCV3	Card or History	90.4	24-35 m	1998	96
PCV3	History	9	24-35 m	1998	96
Pol1	C or H <12 months	94.2	24-35 m	1998	96
Pol1	Card	84	24-35 m	1998	96
Pol1	Card or History	94.5	24-35 m	1998	96
Pol1	History	10.5	24-35 m	1998	96
Pol3	C or H <12 months	85	24-35 m	1998	96
Pol3	Card	81.8	24-35 m	1998	96
Pol3	Card or History	86.3	24-35 m	1998	96
Pol3	History	4.5	24-35 m	1998	96
RotaC	C or H <12 months	86.1	24-35 m	1998	96

RotaC	Card	79.4	24-35 m	1998	96
RotaC	Card or History	88.3	24-35 m	1998	96
RotaC	History	8.9	24-35 m	1998	96
YFV	C or H <12 months	80.4	24-35 m	1998	96
YFV	Card	79.7	24-35 m	1998	96
YFV	Card or History	89.5	24-35 m	1998	96
YFV	History	9.8	24-35 m	1998	96

2011 Gambia 2011 EPI Cluster Survey

Vaccine	Confirmation method	Coverage	Age cohort	Sample	Cards seen
BCG	Card or History	99	12-23 m	1641	99
BCG	Scar	94	12-23 m	1641	99
DTP1	Card or History	97	12-23 m	1641	99
DTP3	Card or History	95	12-23 m	1641	99
HepB1	Card or History	97	12-23 m	1641	99
HepB3	Card or History	95	12-23 m	1641	99
HepBB	Card or History	99	12-23 m	1641	99
Hib1	Card or History	97	12-23 m	1641	99
Hib3	Card or History	95	12-23 m	1641	99
MCV1	Card or History	90	12-23 m	1641	99
PcV1	Card or History	97	12-23 m	1641	99
PcV3	Card or History	93	12-23 m	1641	99
Pol1	Card or History	97	12-23 m	1641	99
Pol3	Card or History	94	12-23 m	1641	99
YFV	Card or History	90	12-23 m	1641	99

2011 The Gambia Demographic and Health Survey 2013

Vaccine	Confirmation method	Coverage	Age cohort	Sample	Cards seen
BCG	C or H <12 months	98.6	12-23 m	1660	90
BCG	Card	90	12-23 m	1496	90
BCG	Card or History	98.9	12-23 m	1660	90
DTP1	C or H <12 months	97.5	12-23 m	1660	90
DTP1	Card	89.7	12-23 m	1496	90
DTP1	Card or History	98.1	12-23 m	1660	90
DTP3	C or H <12 months	86.2	12-23 m	1660	90

Gambia - survey details

DTP3	Card	82.1	12-23 m	1496	90
DTP3	Card or History	87.7	12-23 m	1660	90
HepB1	C or H <12 months	97.5	12-23 m	1660	90
HepB1	Card	89.7	12-23 m	1496	90
HepB1	Card or History	98.1	12-23 m	1660	90
HepB3	C or H <12 months	86.2	12-23 m	1660	90
HepB3	Card	82.1	12-23 m	1496	90
HepB3	Card or History	87.7	12-23 m	1660	90
Hib1	C or H <12 months	97.5	12-23 m	1660	90
Hib1	Card	89.7	12-23 m	1496	90
Hib1	Card or History	98.1	12-23 m	1660	90
Hib3	C or H <12 months	86.2	12-23 m	1660	90
Hib3	Card	82.1	12-23 m	1496	90
Hib3	Card or History	87.7	12-23 m	1660	90
MCV1	C or H <12 months	78.8	12-23 m	1660	90
MCV1	Card	79.3	12-23 m	1496	90
MCV1	Card or History	87.8	12-23 m	1660	90
Pol1	C or H <12 months	97.2	12-23 m	1660	90
Pol1	Card	85.5	12-23 m	1496	90
Pol1	Card or History	97.8	12-23 m	1660	90
Pol3	C or H <12 months	88.6	12-23 m	1660	90
Pol3	Card	87.3	12-23 m	1496	90
Pol3	Card or History	90	12-23 m	1660	90

2009 The Gambia Multiple Indicator Cluster Survey 2010

Vaccine	Confirmation method	Coverage	Age cohort	Sample	Cards seen
BCG	C or H <12 months	98.9	12-23 m	-	94
BCG	Card	93.6	12-23 m	-	94
BCG	Card or History	99.2	12-23 m	2415	94
BCG	History	5.5	12-23 m	-	94
DTP1	C or H <12 months	96.5	12-23 m	-	94
DTP1	Card	92.7	12-23 m	-	94
DTP1	Card or History	97.9	12-23 m	2415	94
DTP1	History	5.2	12-23 m	-	94
DTP3	C or H <12 months	89.3	12-23 m	-	94
DTP3	Card	89.5	12-23 m	-	94
DTP3	Card or History	93.2	12-23 m	2415	94
DTP3	History	3.7	12-23 m	-	94

HepB1	Card or History	53.8	12-23 m	2415	94
HepB3	Card or History	32	12-23 m	2415	94
HepBB	C or H <12 months	86.2	12-23 m	-	94
HepBB	Card	85.1	12-23 m	-	94
HepBB	Card or History	87.2	12-23 m	2415	94
HepBB	History	2.1	12-23 m	-	94
MCV1	C or H <12 months	87.6	12-23 m	-	94
MCV1	Card	90	12-23 m	-	94
MCV1	Card or History	94.9	12-23 m	2415	94
MCV1	History	4.9	12-23 m	-	94
PcV1	C or H <12 months	49.1	12-23 m	-	94
PcV1	Card	50.4	12-23 m	-	94
PcV1	Card or History	53.8	12-23 m	2415	94
PcV1	History	3.4	12-23 m	-	94
PcV3	C or H <12 months	25	12-23 m	-	94
PcV3	Card	31	12-23 m	-	94
PcV3	Card or History	32	12-23 m	2415	94
PcV3	History	1	12-23 m	-	94
Pol1	C or H <12 months	97.2	12-23 m	-	94
Pol1	Card	92.1	12-23 m	-	94
Pol1	Card or History	97.9	12-23 m	2415	94
Pol1	History	5.8	12-23 m	-	94
Pol3	C or H <12 months	93.4	12-23 m	-	94
Pol3	Card	90.8	12-23 m	-	94
Pol3	Card or History	95.2	12-23 m	2415	94
Pol3	History	4.3	12-23 m	-	94
YFV	C or H <12 months	87.5	12-23 m	-	94
YFV	Card	89.6	12-23 m	-	94
YFV	Card or History	94.5	12-23 m	2415	94
YFV	History	4.9	12-23 m	-	94

2005 The Gambia Immunisation Survey for 2004

Vaccine	Confirmation method	Coverage	Age cohort	Sample	Cards seen
BCG	Card or History	98.3	12-23 m	1470	-
DTP3	Card or History	95.1	12-23 m	1470	-
HepB3	Card or History	95.4	12-23 m	1470	-
Hib3	Card or History	95.1	12-23 m	1470	-
MCV1	Card or History	90.9	12-23 m	1470	-

Gambia - survey details

Pol3	Card or History	93.8	12-23 m	1470	-
YFV	Card or History	90.7	12-23 m	1470	-

YFV	Card	83.5	12-23 m	1486	90
YFV	Card or History	83.5	12-23 m	1486	90
YFV	History	0	12-23 m	1486	90

2005 The Gambia Multiple Indicator Cluster Survey 2005/2006

Vaccine	Confirmation method	Coverage	Age cohort	Sample	Cards seen
BCG	C or H <12 months	97.6	12-23 m	1486	90
BCG	Card	89.7	12-23 m	1486	90
BCG	Card or History	98.7	12-23 m	1486	90
BCG	History	9	12-23 m	1486	90
DTP1	C or H <12 months	93.1	12-23 m	1486	90
DTP1	Card	87.7	12-23 m	1486	90
DTP1	Card or History	96.1	12-23 m	1486	90
DTP1	History	8.3	12-23 m	1486	90
DTP3	C or H <12 months	82.4	12-23 m	1486	90
DTP3	Card	81.6	12-23 m	1486	90
DTP3	Card or History	86.8	12-23 m	1486	90
DTP3	History	5.2	12-23 m	1486	90
HepB1	C or H <12 months	83.8	12-23 m	1486	90
HepB1	Card	85.5	12-23 m	1486	90
HepB1	Card or History	85.6	12-23 m	1486	90
HepB1	History	0.1	12-23 m	1486	90
HepB3	C or H <12 months	75.4	12-23 m	1486	90
HepB3	Card	79	12-23 m	1486	90
HepB3	Card or History	79	12-23 m	1486	90
HepB3	History	0	12-23 m	1486	90
MCV1	C or H <12 months	84.9	12-23 m	1486	90
MCV1	Card	83.8	12-23 m	1486	90
MCV1	Card or History	92.4	12-23 m	1486	90
MCV1	History	8.6	12-23 m	1486	90
Pol1	C or H <12 months	92.8	12-23 m	1486	90
Pol1	Card	86.6	12-23 m	1486	90
Pol1	Card or History	95.5	12-23 m	1486	90
Pol1	History	8.9	12-23 m	1486	90
Pol3	C or H <12 months	83.3	12-23 m	1486	90
Pol3	Card	84.1	12-23 m	1486	90
Pol3	Card or History	87.6	12-23 m	1486	90
Pol3	History	3.6	12-23 m	1486	90
YFV	C or H <12 months	76.9	12-23 m	1486	90

2004 The Gambia Immunisation Survey for 2003

Vaccine	Confirmation method	Coverage	Age cohort	Sample	Cards seen
BCG	Card or History	99.2	12-23 m	1470	99
DTP3	Card or History	92.2	12-23 m	1470	99
HepB3	Card or History	94.9	12-23 m	1470	99
MCV1	Card or History	89.3	12-23 m	1470	99
Pol3	Card or History	91.6	12-23 m	1470	99
YFV	Card or History	88.7	12-23 m	1470	99

2001 Gambia Immunization Coverage Survey for 2000

Vaccine	Confirmation method	Coverage	Age cohort	Sample	Cards seen
BCG	Card or History	99.6	12-23 m	1470	-
DTP3	Card or History	86.7	12-23 m	1470	-
HepB3	Card or History	91.5	12-23 m	1470	-
Hib3	Card or History	86.7	12-23 m	1470	-
MCV1	Card or History	88.7	12-23 m	1470	-
Pol3	Card or History	60.3	12-23 m	1470	-
YFV	Card or History	84	12-23 m	1470	-

1999 The Gambia 2000 Multiple Indicator Cluster Survey

Vaccine	Confirmation method	Coverage	Age cohort	Sample	Cards seen
BCG	C or H <12 months	98.8	12-23 m	835	91
BCG	Card	87.4	12-23 m	835	91
BCG	Card or History	92.9	12-23 m	835	91
BCG	History	5.5	12-23 m	835	91
DTP1	C or H <12 months	97.2	12-23 m	835	91
DTP1	Card	87.4	12-23 m	835	91
DTP1	Card or History	91.8	12-23 m	835	91
DTP1	History	4.4	12-23 m	835	91
DTP3	C or H <12 months	90.3	12-23 m	835	91

Gambia - survey details

DTP3	Card	70.8	12-23 m	835	91
DTP3	Card or History	72.2	12-23 m	835	91
DTP3	History	1.4	12-23 m	835	91
MCV1	C or H <12 months	87.9	12-23 m	835	91
MCV1	Card	83	12-23 m	835	91
MCV1	Card or History	88	12-23 m	835	91
MCV1	History	5	12-23 m	835	91
Pol1	C or H <12 months	97.2	12-23 m	835	91

Pol1	Card	88.5	12-23 m	835	91
Pol1	Card or History	94	12-23 m	835	91
Pol1	History	5.5	12-23 m	835	91
Pol3	C or H <12 months	88.3	12-23 m	835	91
Pol3	Card	77.9	12-23 m	835	91
Pol3	Card or History	80.7	12-23 m	835	91
Pol3	History	2.8	12-23 m	835	91

Gambia - survey details

Further information and estimates for previous years are available at:

<https://data.unicef.org/topic/child-health/immunization/>

<https://immunizationdata.who.int/listing.html>