

BACKGROUND NOTE: Each year WHO and UNICEF jointly review reports submitted by Member States regarding national immunization coverage, finalized survey reports as well as data from the published and grey literature. Based on these data, with due consideration to potential biases and the views of local experts, WHO and UNICEF attempt to distinguish between situations where the available empirical data accurately reflect immunization system performance and those where the data are likely to be compromised and present a misleading view of immunization coverage while jointly estimating the most likely coverage levels for each country.

WHO and UNICEF estimates are country-specific; that is to say, each country's data are reviewed individually, and data are not borrowed from other countries in the absence of data. Estimates are not based on ad hoc adjustments to reported data; in some instances empirical data are available from a single source, usually the nationally reported coverage data. In cases where no data are available for a given country/vaccine/year combination, data are considered from earlier and later years and interpolated to estimate coverage for the missing year(s). In cases where data sources are mixed and show large variation, an attempt is made to identify the most likely estimate with consideration of the possible biases in available data. For methods see:

*Burton et al. 2009. WHO and UNICEF estimates of national infant immunization coverage: methods and processes.

*Burton et al. 2012. A formal representation of the WHO and UNICEF estimates of national immunization coverage: a computational logic approach.

*Brown et al. 2013. An introduction to the grade of confidence used to characterize uncertainty around the WHO and UNICEF estimates of national immunization coverage.

DATA SOURCES.

ADMINISTRATIVE coverage: Reported by national authorities and based on aggregated administrative reports from health service providers on the number of vaccinations administered during a given period (numerator data) and reported target population data (denominator data). May be biased by inaccurate numerator and/or denominator data.

OFFICIAL coverage: Estimated coverage reported by national authorities that reflects their assessment of the most likely coverage based on any combination of administrative coverage, survey-based estimates or other data sources or adjustments. Approaches to determine OFFICIAL coverage may differ across countries.

SURVEY coverage: Based on estimated coverage from population-based household surveys among children aged 12-23 months or 24-35 months following a review of survey methods and results. Information is based on the combination of vaccination history from documented evidence or caregiver recall. Survey results are considered for the appropriate birth cohort based on the period of data collection.

ABBREVIATIONS

BCG: percentage of births who received one dose of Bacillus Calmette Guerin vaccine.

DTP1 / DTP3: percentage of surviving infants who received the 1st / 3rd dose, respectively, of diphtheria and tetanus toxoid with pertussis containing vaccine.

Pol3: percentage of surviving infants who received the 3rd dose of polio containing vaccine. May be either oral or inactivated polio vaccine.

IPV1: percentage of surviving infants who received at least one dose of inactivated polio vaccine. In countries utilizing an immunization schedule recommending either (i) a primary series of three doses of oral polio vaccine (OPV) plus at least one dose of IPV where OPV is included in routine

immunization and/or campaign or (ii) a sequential schedule of IPV followed by OPV, WHO and UNICEF estimates for IPV1 reflect coverage with at least one routine dose of IPV among infants <1 year of age among countries. For countries utilizing IPV containing vaccine use only, i.e., no recommended dose of OPV, the WHO and UNICEF estimate for IPV1 corresponds to coverage for the 1st dose of IPV.

Production of IPV coverage estimates, which begins in 2015, results in no change of the estimated coverage levels for the 3rd dose of polio (Pol3). For countries recommending routine immunization with a primary series of three doses of IPV alone, WHO and UNICEF estimated Pol3 coverage is equivalent to estimated coverage with three doses of IPV. For countries with a sequential schedule, estimated Pol3 coverage is based on that for the 3rd dose of polio vaccine regardless of vaccine type.

MCV1: percentage of surviving infants who received the 1st dose of measles containing vaccine. In countries where the national schedule recommends the 1st dose of MCV at 12 months or later based on the epidemiology of disease in the country, coverage estimates reflect the percentage of children who received the 1st dose of MCV as recommended.

MCV2: percentage of children who received the 2nd dose of measles containing vaccine according to the nationally recommended schedule.

RCV1: percentage of surviving infants who received the 1st dose of rubella containing vaccine. Coverage estimates are based on WHO and UNICEF estimates of coverage for the dose of measles containing vaccine that corresponds to the first measles-rubella combination vaccine. Nationally reported coverage of RCV is not taken into consideration nor are the data represented in the accompanying graph and data table.

HepBB: percentage of births which received a dose of hepatitis B vaccine within 24 hours of delivery. Estimates of hepatitis B birth dose coverage are produced only for countries with a universal birth dose policy. Estimates are not produced for countries that recommend a birth dose to infants born to HepB virus-infected mothers only or where there is insufficient information to determine whether vaccination is within 24 hours of birth.

HepB3: percentage of surviving infants who received the 3rd dose of hepatitis B containing vaccine following the birth dose.

Hib3: percentage of surviving infants who received the 3rd dose of Haemophilus influenzae type b containing vaccine.

RotaC: percentage of surviving infants who received the final recommended dose of rotavirus vaccine, which can be either the 2nd or the 3rd dose depending on the vaccine.

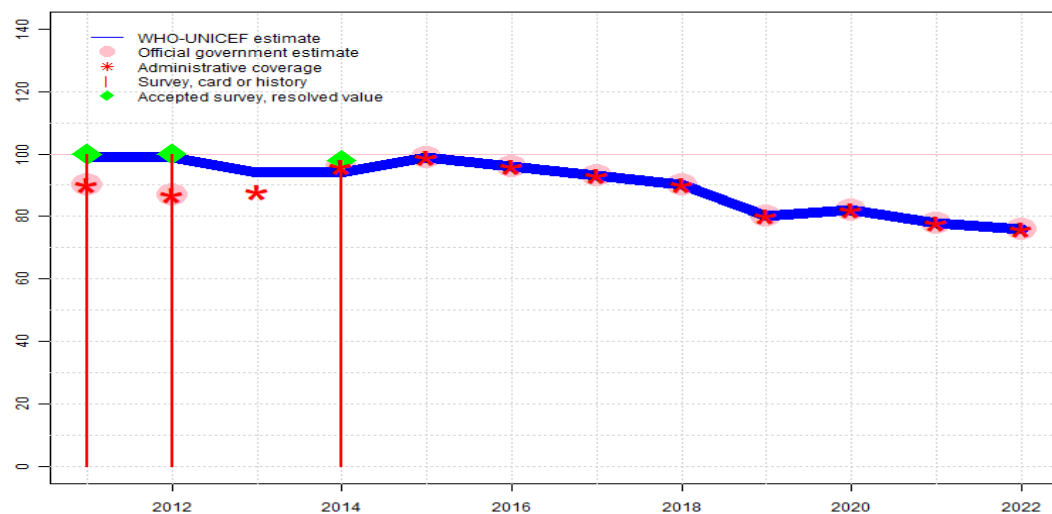
PcV3: percentage of surviving infants who received the 3rd dose of pneumococcal conjugate vaccine. In countries where the national schedule recommends two doses during infancy and a booster dose at 12 months or later based on the epidemiology of disease in the country, coverage estimates may reflect the percentage of surviving infants who received two doses of PcV prior to the 1st birthday.

YFV: percentage of surviving infants who received one dose of yellow fever vaccine in countries where YFV is part of the national immunization schedule for children or is recommended in at risk areas; coverage estimates are annualized for the entire cohort of surviving infants.

Disclaimer: All reasonable precautions have been taken by the World Health Organization and United Nations Children's Fund to verify the information contained in this publication. However, the published material is being distributed without warranty of any kind, either expressed or implied. The responsibility for the interpretation and use of the material lies with the reader. In no event shall the World Health Organization or United Nations Children's Fund be liable for damages arising from its use.

Bolivia (Plurinational State of) - BCG

BOL - BCG



Description:

- 2022: Estimate informed by reported data. GoC=R+ D+
- 2021: Estimate informed by reported data. GoC=R+ D+
- 2020: Estimate informed by reported data. GoC=R+ D+
- 2019: Estimate informed by reported data. GoC=R+ D+
- 2018: Estimate informed by reported data. Results of a 2019 survey, reflecting the 2015-18 birth cohorts, suggest higher coverage levels than reported by the administrative recording and reporting system. At present these survey results are not reflected as WHO and UNICEF work with the country to obtain additional information from the survey report. GoC=R+ D+
- 2017: Estimate informed by reported data. GoC=R+ D+
- 2016: Estimate informed by reported data. GoC=R+ S+ D+
- 2015: Estimate informed by reported data. GoC=R+ S+ D+
- 2014: Estimate informed by interpolation between reported data supported by survey. Survey evidence of 98 percent based on 1 survey(s). Reported data excluded. Programme reported a revised target population. Programme also reported a decrease in the number of children vaccinated compared to 2013 due in part to the ongoing implementation of a new information system. WHO and UNICEF recommend a revision of the coverage data time series with a consistent target population. GoC=R+ S+ D+
- 2013: Reported data calibrated to 2012 and 2014 levels. Estimate challenged by: R-
- 2012: Survey evidence does not support reported data. Estimate based on survey results. Survey evidence of 100 percent based on 1 survey(s). Estimate challenged by: D-R-
- 2011: Estimate of 99 percent assigned by working group. . Estimate challenged by: R-

	2011	2012	2013	2014	2015	2016	2017	2018	2019	2020	2021	2022
Estimate	99	99	94	94	99	96	93	90	80	82	78	76
Estimate GoC	•	•	•	•••	•••	•••	••	••	••	••	••	••
Official	90	87	NA	96	99	96	93	90	80	82	78	76
Administrative	90	87	88	96	99	96	93	90	80	82	78	76
Survey	100	100	NA	98	NA	NA	NA	NA	NA	NA	NA	NA

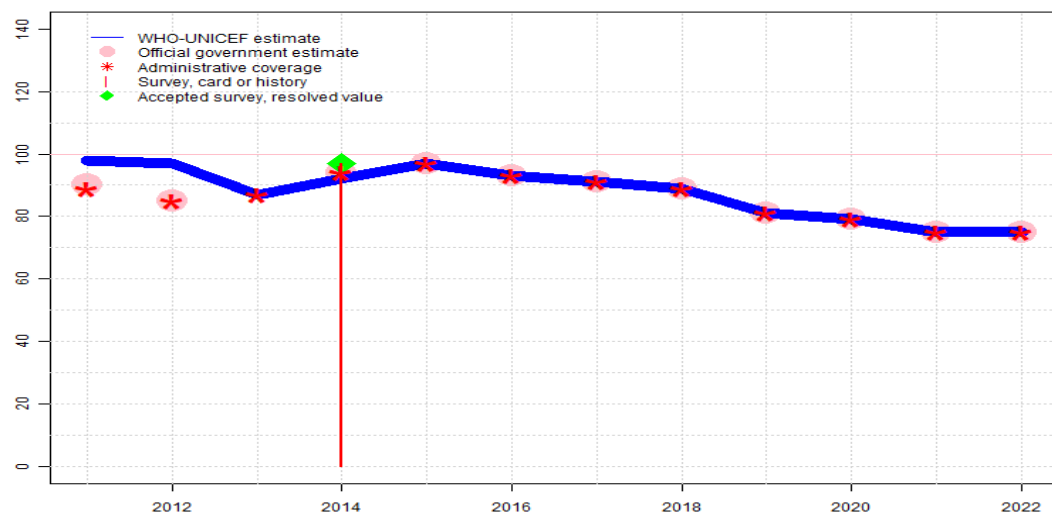
The WHO and UNICEF estimates of national immunization coverage (wuenic) are based on data and information that are of varying, and, in some instances, unknown quality. Beginning with the 2011 revision we describe the grade of confidence (GoC) we have in these estimates. As there is no underlying probability model upon which the estimates are based, we are unable to present classical measures of uncertainty, e.g., confidence intervals. Moreover, we have chosen not to make subjective estimates of plausibility/certainty ranges around the coverage. The GoC reflects the degree of empirical support upon which the estimates are based. It is not a judgment of the quality of data reported by national authorities.

- Estimate is supported by reported data [R+], coverage recalculated with an independent denominator from the World Population Prospects: 2022 revision from the UN Population Division (D+), and at least one supporting survey within 2 years [S+]. While well supported, the estimate still carries a risk of being wrong.
- Estimate is supported by at least one data source; [R+], [S+], or [D+]; and no data source, [R-], [D-], or [S-], challenges the estimate.
- There are no directly supporting data; or data from at least one source; [R-], [D-], [S-]; challenge the estimate.

In all cases these estimates should be used with caution and should be assessed in light of the objective for which they are being used.

Bolivia (Plurinational State of) - DTP1

BOL - DTP1



Description:

- 2022: Estimate informed by reported data. GoC=R+ D+
- 2021: Estimate informed by reported data. GoC=R+ D+
- 2020: Estimate informed by reported data. GoC=R+ D+
- 2019: Estimate informed by reported data. GoC=R+ D+
- 2018: Estimate informed by reported data. Results of a 2019 survey, reflecting the 2015-18 birth cohorts, suggest higher coverage levels than reported by the administrative recording and reporting system. At present these survey results are not reflected as WHO and UNICEF work with the country to obtain additional information from the survey report. GoC=R+ D+
- 2017: Estimate informed by reported data. GoC=R+ D+
- 2016: Estimate informed by reported data. GoC=R+ S+ D+
- 2015: Estimate informed by reported data. GoC=R+ S+ D+
- 2014: Estimate informed by interpolation between reported data supported by survey. Survey evidence of 97 percent based on 1 survey(s). Reported data excluded. Programme reported a revised target population. Programme also reported a decrease in the number of children vaccinated compared to 2013 due in part to the ongoing implementation of a new information system. WHO and UNICEF recommend a revision of the coverage data time series with a consistent target population. GoC=R+ S+ D+
- 2013: Estimate informed by reported administrative data. GoC=R+ S+ D+
- 2012: DTP1 coverage estimated based on DTP3 coverage of 93. Estimate challenged by: R-
- 2011: DTP1 coverage estimated based on DTP3 coverage of 95. Estimate challenged by: R-

	2011	2012	2013	2014	2015	2016	2017	2018	2019	2020	2021	2022
Estimate	98	97	87	92	97	93	91	89	81	79	75	75
Estimate GoC	•	•	•••	•••	•••	•••	••	••	••	••	••	••
Official	90	85	NA	94	97	93	91	89	81	79	75	75
Administrative	89	85	87	94	97	93	91	89	81	79	75	75
Survey	NA	NA	NA	97	NA	NA	NA	NA	NA	NA	NA	NA

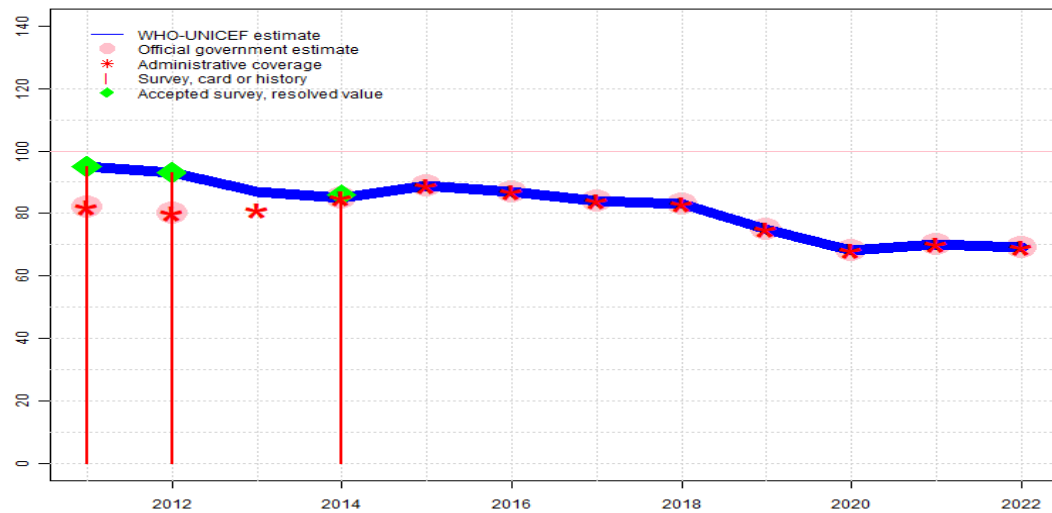
The WHO and UNICEF estimates of national immunization coverage (wuenic) are based on data and information that are of varying, and, in some instances, unknown quality. Beginning with the 2011 revision we describe the grade of confidence (GoC) we have in these estimates. As there is no underlying probability model upon which the estimates are based, we are unable to present classical measures of uncertainty, e.g., confidence intervals. Moreover, we have chosen not to make subjective estimates of plausibility/certainty ranges around the coverage. The GoC reflects the degree of empirical support upon which the estimates are based. It is not a judgment of the quality of data reported by national authorities.

- Estimate is supported by reported data [R+], coverage recalculated with an independent denominator from the World Population Prospects: 2022 revision from the UN Population Division (D+), and at least one supporting survey within 2 years [S+]. While well supported, the estimate still carries a risk of being wrong.
- Estimate is supported by at least one data source; [R+], [S+], or [D+]; and no data source, [R-], [D-], or [S-], challenges the estimate.
- There are no directly supporting data; or data from at least one source; [R-], [D-], [S-]; challenge the estimate.

In all cases these estimates should be used with caution and should be assessed in light of the objective for which they are being used.

Bolivia (Plurinational State of) - DTP3

BOL - DTP3



Description:

- 2022: Estimate informed by reported data. GoC=R+ D+
- 2021: Estimate informed by reported data. GoC=R+ D+
- 2020: Estimate informed by reported data. GoC=R+ D+
- 2019: Estimate informed by reported data. GoC=R+ D+
- 2018: Estimate informed by reported data. Results of a 2019 survey, reflecting the 2015-18 birth cohorts, suggest higher coverage levels than reported by the administrative recording and reporting system. At present these survey results are not reflected as WHO and UNICEF work with the country to obtain additional information from the survey report. GoC=R+ D+
- 2017: Estimate informed by reported data. GoC=R+ D+
- 2016: Estimate informed by reported data. GoC=R+ S+ D+
- 2015: Estimate informed by reported data. GoC=R+ S+ D+
- 2014: Estimate informed by interpolation between reported data supported by survey. Survey evidence of 86 percent based on 1 survey(s). Reported data excluded. Programme reported a revised target population. Programme also reported a decrease in the number of children vaccinated compared to 2013 due in part to the ongoing implementation of a new information system. WHO and UNICEF recommend a revision of the coverage data time series with a consistent target population. GoC=R+ S+ D+
- 2013: Reported data calibrated to 2012 and 2014 levels. Estimate challenged by: R-
- 2012: Survey evidence does not support reported data. Estimate based on survey results. Survey evidence of 93 percent based on 1 survey(s). Estimate challenged by: R-
- 2011: Survey evidence does not support reported data. Estimate based on survey results. Survey evidence of 95 percent based on 1 survey(s). Estimate challenged by: R-

	2011	2012	2013	2014	2015	2016	2017	2018	2019	2020	2021	2022
Estimate	95	93	87	85	89	87	84	83	75	68	70	69
Estimate GoC	•	•	•	•••	•••	•••	••	••	••	••	••	••
Official	82	80	NA	85	89	87	84	83	75	68	70	69
Administrative	82	80	81	85	89	87	84	83	75	68	70	69
Survey	95	93	NA	86	NA	NA	NA	NA	NA	NA	NA	NA

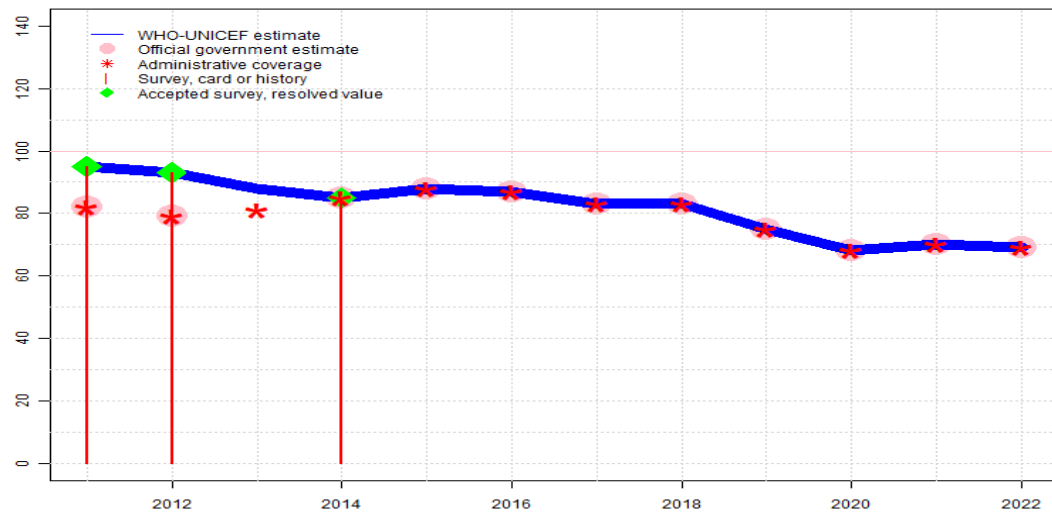
The WHO and UNICEF estimates of national immunization coverage (wuenic) are based on data and information that are of varying, and, in some instances, unknown quality. Beginning with the 2011 revision we describe the grade of confidence (GoC) we have in these estimates. As there is no underlying probability model upon which the estimates are based, we are unable to present classical measures of uncertainty, e.g., confidence intervals. Moreover, we have chosen not to make subjective estimates of plausibility/certainty ranges around the coverage. The GoC reflects the degree of empirical support upon which the estimates are based. It is not a judgment of the quality of data reported by national authorities.

- Estimate is supported by reported data [R+], coverage recalculated with an independent denominator from the World Population Prospects: 2022 revision from the UN Population Division (D+), and at least one supporting survey within 2 years [S+]. While well supported, the estimate still carries a risk of being wrong.
- Estimate is supported by at least one data source; [R+], [S+], or [D+]; and no data source, [R-], [D-], or [S-], challenges the estimate.
- There are no directly supporting data; or data from at least one source; [R-], [D-], [S-]; challenge the estimate.

In all cases these estimates should be used with caution and should be assessed in light of the objective for which they are being used.

Bolivia (Plurinational State of) - Pol3

BOL - Pol3



	2011	2012	2013	2014	2015	2016	2017	2018	2019	2020	2021	2022
Estimate	95	93	88	85	88	87	83	83	75	68	70	69
Estimate GoC	•	•	•	•••	•••	•••	••	••	••	••	••	••
Official	82	79	NA	85	88	87	83	83	75	68	70	69
Administrative	82	79	81	85	88	87	83	83	75	68	70	69
Survey	95	93	NA	85	NA	NA	NA	NA	NA	NA	NA	NA

The WHO and UNICEF estimates of national immunization coverage (wuenic) are based on data and information that are of varying, and, in some instances, unknown quality. Beginning with the 2011 revision we describe the grade of confidence (GoC) we have in these estimates. As there is no underlying probability model upon which the estimates are based, we are unable to present classical measures of uncertainty, e.g., confidence intervals. Moreover, we have chosen not to make subjective estimates of plausibility/certainty ranges around the coverage. The GoC reflects the degree of empirical support upon which the estimates are based. It is not a judgment of the quality of data reported by national authorities.

- Estimate is supported by reported data [R+], coverage recalculated with an independent denominator from the World Population Prospects: 2022 revision from the UN Population Division (D+), and at least one supporting survey within 2 years [S+]. While well supported, the estimate still carries a risk of being wrong.
- Estimate is supported by at least one data source; [R+], [S+], or [D+]; and no data source, [R-], [D-], or [S-], challenges the estimate.
- There are no directly supporting data; or data from at least one source; [R-], [D-], [S-]; challenge the estimate.

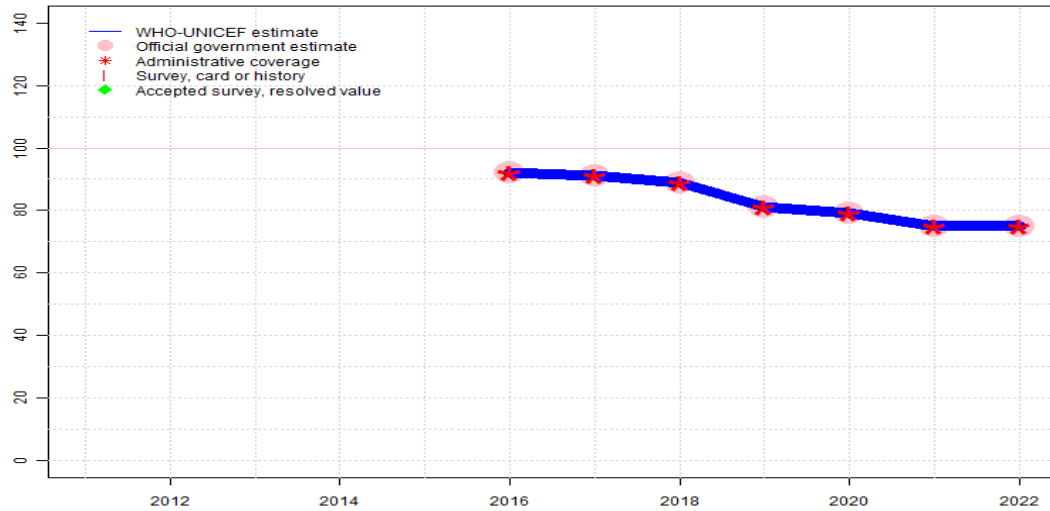
In all cases these estimates should be used with caution and should be assessed in light of the objective for which they are being used.

Description:

- 2022: Estimate informed by reported data. GoC=R+ D+
- 2021: Estimate informed by reported data. GoC=R+ D+
- 2020: Estimate informed by reported data. GoC=R+ D+
- 2019: Estimate informed by reported data. GoC=R+ D+
- 2018: Estimate informed by reported data. Results of a 2019 survey, reflecting the 2015-18 birth cohorts, suggest higher coverage levels than reported by the administrative recording and reporting system. At present these survey results are not reflected as WHO and UNICEF work with the country to obtain additional information from the survey report. GoC=R+ D+
- 2017: Estimate informed by reported data. GoC=R+ D+
- 2016: Estimate informed by reported data. GoC=R+ S+ D+
- 2015: Estimate informed by reported data. GoC=R+ S+ D+
- 2014: Estimate informed by interpolation between reported data supported by survey. Survey evidence of 85 percent based on 1 survey(s). Reported data excluded. Programme reported a revised target population. Programme also reported a decrease in the number of children vaccinated compared to 2013 due in part to the ongoing implementation of a new information system. WHO and UNICEF recommend a revision of the coverage data time series with a consistent target population. GoC=R+ S+ D+
- 2013: Reported data calibrated to 2012 and 2014 levels. Estimate challenged by: R-
- 2012: Survey evidence does not support reported data. Estimate based on survey results. Survey evidence of 93 percent based on 1 survey(s). Estimate challenged by: R-
- 2011: Survey evidence does not support reported data. Estimate based on survey results. Survey evidence of 95 percent based on 1 survey(s). Estimate challenged by: D-R-

Bolivia (Plurinational State of) - IPV1

BOL - IPV1



Description:

Estimates for a dose of inactivated polio vaccine (IPV) begin in 2015 following the Global Polio Eradication Initiative's Polio Eradication and Endgame Strategic Plan: 2013-2018 which recommended at least one full dose or two fractional doses of IPV into routine immunization schedules as a strategy to mitigate the potential consequences should any re-emergence of type 2 poliovirus occur following the planned withdrawal of Sabin type 2 strains from oral polio vaccine (OPV).

2022: Estimate informed by reported data. GoC=R+ D+

2021: Estimate informed by reported data. GoC=R+ D+

2020: Estimate informed by reported data. GoC=R+ D+

2019: Estimate is based on estimated DTP1 level. Estimate challenged by: R-

2018: Estimate informed by reported data. Results of a 2019 survey, reflecting the 2015-18 birth cohorts, suggest higher coverage levels than reported by the administrative recording and reporting system. At present these survey results are not reflected as WHO and UNICEF work with the country to obtain additional information from the survey report. GoC=R+ D+

2017: Estimate informed by reported data. GoC=R+ D+

2016: Estimate informed by reported data. GoC=R+ D+

	2011	2012	2013	2014	2015	2016	2017	2018	2019	2020	2021	2022
Estimate	NA	NA	NA	NA	NA	92	91	89	81	79	75	75
Estimate GoC	NA	NA	NA	NA	NA	••	••	••	•	••	••	••
Official	NA	NA	NA	NA	NA	92	91	89	81	79	75	75
Administrative	NA	NA	NA	NA	NA	92	91	89	81	79	75	75
Survey	NA	NA	NA	NA	NA	NA	NA	NA	NA	NA	NA	NA

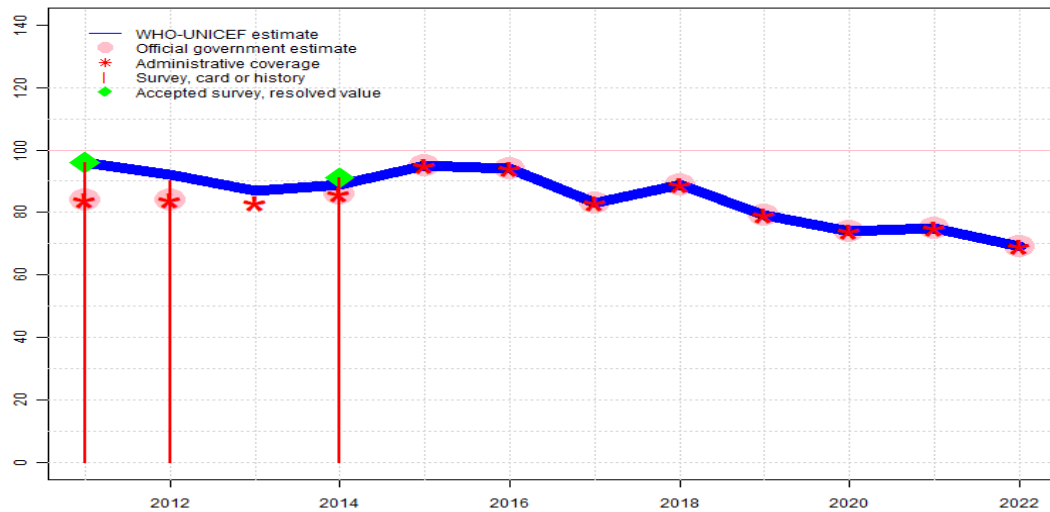
The WHO and UNICEF estimates of national immunization coverage (wuenic) are based on data and information that are of varying, and, in some instances, unknown quality. Beginning with the 2011 revision we describe the grade of confidence (GoC) we have in these estimates. As there is no underlying probability model upon which the estimates are based, we are unable to present classical measures of uncertainty, e.g., confidence intervals. Moreover, we have chosen not to make subjective estimates of plausibility/certainty ranges around the coverage. The GoC reflects the degree of empirical support upon which the estimates are based. It is not a judgment of the quality of data reported by national authorities.

- Estimate is supported by reported data [R+], coverage recalculated with an independent denominator from the World Population Prospects: 2022 revision from the UN Population Division (D+), and at least one supporting survey within 2 years [S+]. While well supported, the estimate still carries a risk of being wrong.
- Estimate is supported by at least one data source; [R+], [S+], or [D+]; and no data source, [R-], [D-], or [S-], challenges the estimate.
- There are no directly supporting data; or data from at least one source; [R-], [D-], [S-]; challenge the estimate.

In all cases these estimates should be used with caution and should be assessed in light of the objective for which they are being used.

Bolivia (Plurinational State of) - MCV1

BOL - MCV1



Description:

- 2022: Estimate informed by reported data. GoC=R+ D+
- 2021: Estimate informed by reported data. GoC=R+ D+
- 2020: Estimate informed by reported data. GoC=R+ D+
- 2019: Estimate informed by reported data. GoC=R+ D+
- 2018: Estimate informed by reported data. Results of a 2019 survey, reflecting the 2015-18 birth cohorts, suggest higher coverage levels than reported by the administrative recording and reporting system. At present these survey results are not reflected as WHO and UNICEF work with the country to obtain additional information from the survey report. GoC=R+ D+
- 2017: Estimate informed by reported data. GoC=R+ D+
- 2016: Estimate informed by reported data. GoC=R+ S+ D+
- 2015: Estimate informed by reported data. GoC=R+ S+ D+
- 2014: Estimate informed by interpolation between reported data supported by survey. Survey evidence of 91 percent based on 1 survey(s). Reported data excluded. Programme reported a revised target population. Programme also reported a decrease in the number of children vaccinated compared to 2013 due in part to the ongoing implementation of a new information system. WHO and UNICEF recommend a revision of the coverage data time series with a consistent target population. GoC=R+ S+ D+
- 2013: Reported data calibrated to 2011 and 2014 levels. Estimate challenged by: R-
- 2012: Reported data calibrated to 2011 and 2014 levels. Bolivia National Immunization Coverage Survey 2013 results ignored by working group. First dose of MCV is recommended at 12-23 months and therefore the survey result may not reflect doses received during the second year of life. Estimate challenged by: R-
- 2011: Survey evidence does not support reported data. Estimate based on survey results. Survey evidence of 96 percent based on 1 survey(s). Estimate challenged by: D-R-

	2011	2012	2013	2014	2015	2016	2017	2018	2019	2020	2021	2022
Estimate	96	92	87	89	95	94	83	89	79	74	75	69
Estimate GoC	•	•	•	•••	•••	•••	••	••	••	••	••	••
Official	84	84	NA	86	95	94	83	89	79	74	75	69
Administrative	84	84	83	86	95	94	83	89	79	74	75	69
Survey	96	90	NA	91	NA	NA	NA	NA	NA	NA	NA	NA

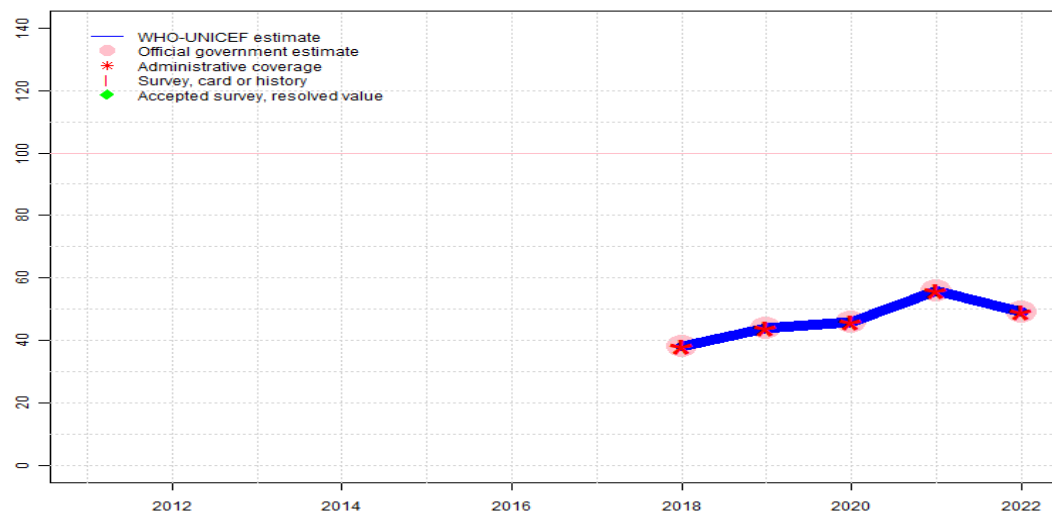
The WHO and UNICEF estimates of national immunization coverage (wuenic) are based on data and information that are of varying, and, in some instances, unknown quality. Beginning with the 2011 revision we describe the grade of confidence (GoC) we have in these estimates. As there is no underlying probability model upon which the estimates are based, we are unable to present classical measures of uncertainty, e.g., confidence intervals. Moreover, we have chosen not to make subjective estimates of plausibility/certainty ranges around the coverage. The GoC reflects the degree of empirical support upon which the estimates are based. It is not a judgment of the quality of data reported by national authorities.

- Estimate is supported by reported data [R+], coverage recalculated with an independent denominator from the World Population Prospects: 2022 revision from the UN Population Division (D+), and at least one supporting survey within 2 years [S+]. While well supported, the estimate still carries a risk of being wrong.
- Estimate is supported by at least one data source; [R+], [S+], or [D+]; and no data source, [R-], [D-], or [S-], challenges the estimate.
- There are no directly supporting data; or data from at least one source; [R-], [D-], [S-]; challenge the estimate.

In all cases these estimates should be used with caution and should be assessed in light of the objective for which they are being used.

Bolivia (Plurinational State of) - MCV2

BOL - MCV2



Description:

Coverage estimates for the second dose of measles containing vaccine are for children by the nationally recommended age.

2022: Estimate informed by reported data. GoC=R+ D+

2021: Estimate informed by reported data. GoC=R+ D+

2020: Estimate informed by reported data. GoC=R+ D+

2019: Estimate informed by reported data. GoC=R+ D+

2018: Estimate informed by reported data. Results of a 2019 survey, reflecting the 2015-18 birth cohorts, suggest higher coverage levels than reported by the administrative recording and reporting system. At present these survey results are not reflected as WHO and UNICEF work with the country to obtain additional information from the survey report. Second dose of measles containing vaccine introduced as MMR during 2018. GoC=R+ D+

	2011	2012	2013	2014	2015	2016	2017	2018	2019	2020	2021	2022
Estimate	NA	NA	NA	NA	NA	NA	NA	38	44	46	56	49
Estimate GoC	NA	NA	NA	NA	NA	NA	NA	●●	●●	●●	●●	●●
Official	NA	NA	NA	NA	NA	NA	NA	38	44	46	56	49
Administrative	NA	NA	NA	NA	NA	NA	NA	38	44	46	56	49
Survey	NA	NA	NA	NA	NA	NA	NA	NA	NA	NA	NA	NA

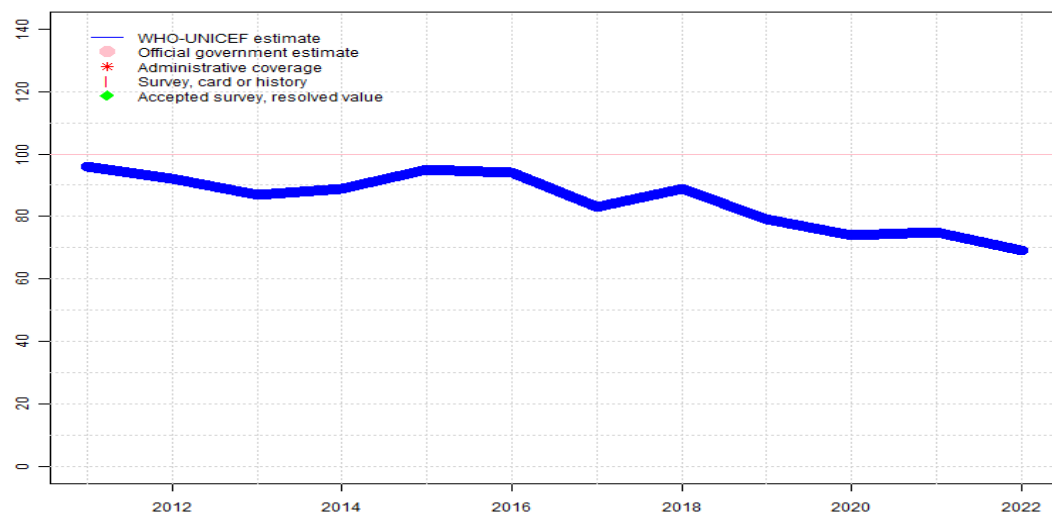
The WHO and UNICEF estimates of national immunization coverage (wuenic) are based on data and information that are of varying, and, in some instances, unknown quality. Beginning with the 2011 revision we describe the grade of confidence (GoC) we have in these estimates. As there is no underlying probability model upon which the estimates are based, we are unable to present classical measures of uncertainty, e.g., confidence intervals. Moreover, we have chosen not to make subjective estimates of plausibility/certainty ranges around the coverage. The GoC reflects the degree of empirical support upon which the estimates are based. It is not a judgment of the quality of data reported by national authorities.

- Estimate is supported by reported data [R+], coverage recalculated with an independent denominator from the World Population Prospects: 2022 revision from the UN Population Division (D+), and at least one supporting survey within 2 years [S+]. While well supported, the estimate still carries a risk of being wrong.
- Estimate is supported by at least one data source; [R+], [S+], or [D+]; and no data source, [R-], [D-], or [S-], challenges the estimate.
- There are no directly supporting data; or data from at least one source; [R-], [D-], [S-]; challenge the estimate.

In all cases these estimates should be used with caution and should be assessed in light of the objective for which they are being used.

Bolivia (Plurinational State of) - RCV1

BOL - RCV1



	2011	2012	2013	2014	2015	2016	2017	2018	2019	2020	2021	2022
Estimate	96	92	87	89	95	94	83	89	79	74	75	69
Estimate GoC	•	•	•	•••	•••	•••	••	••	••	••	••	••
Official	NA	NA	NA	NA	NA	NA	NA	NA	NA	NA	NA	NA
Administrative	NA	NA	NA	NA	NA	NA	NA	NA	NA	NA	NA	NA
Survey	NA	NA	NA	NA	NA	NA	NA	NA	NA	NA	NA	NA

The WHO and UNICEF estimates of national immunization coverage (wuenic) are based on data and information that are of varying, and, in some instances, unknown quality. Beginning with the 2011 revision we describe the grade of confidence (GoC) we have in these estimates. As there is no underlying probability model upon which the estimates are based, we are unable to present classical measures of uncertainty, e.g., confidence intervals. Moreover, we have chosen not to make subjective estimates of plausibility/certainty ranges around the coverage. The GoC reflects the degree of empirical support upon which the estimates are based. It is not a judgment of the quality of data reported by national authorities.

- Estimate is supported by reported data [R+], coverage recalculated with an independent denominator from the World Population Prospects: 2022 revision from the UN Population Division (D+), and at least one supporting survey within 2 years [S+]. While well supported, the estimate still carries a risk of being wrong.
- Estimate is supported by at least one data source; [R+], [S+], or [D+]; and no data source, [R-], [D-], or [S-], challenges the estimate.
- There are no directly supporting data; or data from at least one source; [R-], [D-], [S-]; challenge the estimate.

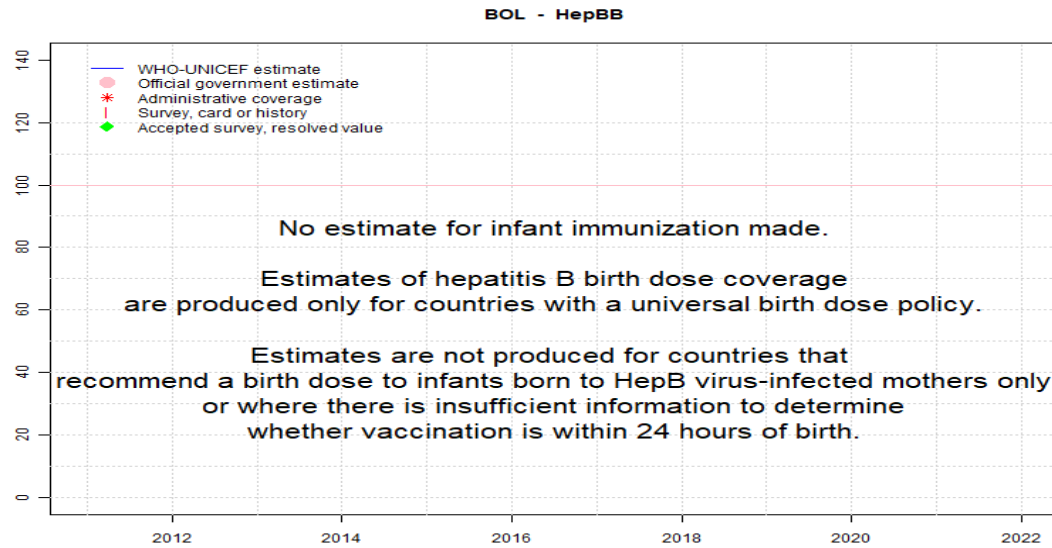
In all cases these estimates should be used with caution and should be assessed in light of the objective for which they are being used.

Description:

For this revision, coverage estimates for the first dose of rubella containing vaccine are based on WHO and UNICEF estimates of coverage of measles containing vaccine. Nationally reported coverage of rubella containing vaccine is not taken into consideration nor are they represented in the the accompanying graph and data table.

- 2022: Estimate based on estimated MCV1. GoC=R+ D+
- 2021: Estimate based on estimated MCV1. GoC=R+ D+
- 2020: Estimate based on estimated MCV1. GoC=R+ D+
- 2019: Estimate based on estimated MCV1. GoC=R+ D+
- 2018: Estimate based on estimated MCV1. Results of a 2019 survey, reflecting the 2015-18 birth cohorts, suggest higher coverage levels than reported by the administrative recording and reporting system. At present these survey results are not reflected as WHO and UNICEF work with the country to obtain additional information from the survey report. GoC=R+ D+
- 2017: Estimate based on estimated MCV1. GoC=R+ D+
- 2016: Estimate based on estimated MCV1. GoC=R+ S+ D+
- 2015: Estimate based on estimated MCV1. GoC=R+ S+ D+
- 2014: Estimate based on estimated MCV1. GoC=R+ S+ D+
- 2013: Estimate based on estimated MCV1. Estimate challenged by: R-
- 2012: Estimate based on estimated MCV1. Estimate challenged by: R-
- 2011: Estimate based on estimated MCV1. Estimate challenged by: D-R-

Bolivia (Plurinational State of) - HepBB



	2011	2012	2013	2014	2015	2016	2017	2018	2019	2020	2021	2022
Estimate	NA	NA	NA	NA	NA	NA	NA	NA	NA	NA	NA	NA
Estimate GoC	NA	NA	NA	NA	NA	NA	NA	NA	NA	NA	NA	NA
Official	NA	NA	NA	NA	NA	NA	NA	NA	NA	NA	NA	NA
Administrative	NA	NA	NA	NA	NA	NA	NA	NA	NA	NA	NA	NA
Survey	NA	NA	NA	NA	NA	NA	NA	NA	NA	NA	NA	NA

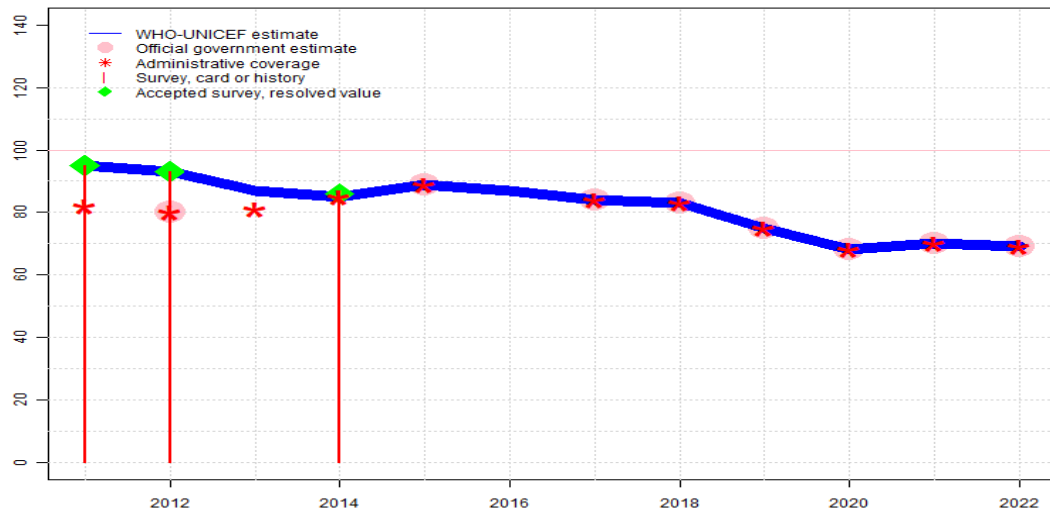
The WHO and UNICEF estimates of national immunization coverage (wuenic) are based on data and information that are of varying, and, in some instances, unknown quality. Beginning with the 2011 revision we describe the grade of confidence (GoC) we have in these estimates. As there is no underlying probability model upon which the estimates are based, we are unable to present classical measures of uncertainty, e.g., confidence intervals. Moreover, we have chosen not to make subjective estimates of plausibility/certainty ranges around the coverage. The GoC reflects the degree of empirical support upon which the estimates are based. It is not a judgment of the quality of data reported by national authorities.

- Estimate is supported by reported data [R+], coverage recalculated with an independent denominator from the World Population Prospects: 2022 revision from the UN Population Division (D+), and at least one supporting survey within 2 years [S+]. While well supported, the estimate still carries a risk of being wrong.
- Estimate is supported by at least one data source; [R+], [S+], or [D+]; and no data source, [R-], [D-], or [S-], challenges the estimate.
- There are no directly supporting data; or data from at least one source; [R-], [D-], [S-]; challenge the estimate.

In all cases these estimates should be used with caution and should be assessed in light of the objective for which they are being used.

Bolivia (Plurinational State of) - HepB3

BOL - HepB3



Description:

- 2022: Estimate informed by reported data. GoC=R+ D+
- 2021: Estimate informed by reported data. GoC=R+ D+
- 2020: Estimate informed by reported data. GoC=R+ D+
- 2019: Estimate is based on estimated DTP3 level. Estimate challenged by: R-
- 2018: Estimate informed by reported data. Results of a 2019 survey, reflecting the 2015-18 birth cohorts, suggest higher coverage levels than reported by the administrative recording and reporting system. At present these survey results are not reflected as WHO and UNICEF work with the country to obtain additional information from the survey report. GoC=R+ D+
- 2017: Estimate informed by reported data. GoC=R+ D+
- 2016: Estimate informed by interpolation between reported data. GoC=S+
- 2015: Estimate informed by reported data. GoC=R+ S+ D+
- 2014: Estimate informed by interpolation between reported data supported by survey. Survey evidence of 86 percent based on 1 survey(s). Reported data excluded. Programme reported a revised target population. Programme also reported a decrease in the number of children vaccinated compared to 2013 due in part to the ongoing implementation of a new information system. WHO and UNICEF recommend a revision of the coverage data time series with a consistent target population. GoC=R+ S+ D+
- 2013: Reported data calibrated to 2012 and 2014 levels. Estimate challenged by: R-
- 2012: Survey evidence does not support reported data. Estimate based on survey results. Survey evidence of 93 percent based on 1 survey(s). Estimate challenged by: R-
- 2011: Survey evidence does not support reported data. Estimate based on survey results. Survey evidence of 95 percent based on 1 survey(s). Estimate challenged by: R-

	2011	2012	2013	2014	2015	2016	2017	2018	2019	2020	2021	2022
Estimate	95	93	87	85	89	87	84	83	75	68	70	69
Estimate GoC	•	•	•	•••	•••	••	••	••	•	••	••	••
Official	NA	80	NA	NA	89	NA	84	83	75	68	70	69
Administrative	82	80	81	85	89	NA	84	83	75	68	70	69
Survey	95	93	NA	86	NA	NA	NA	NA	NA	NA	NA	NA

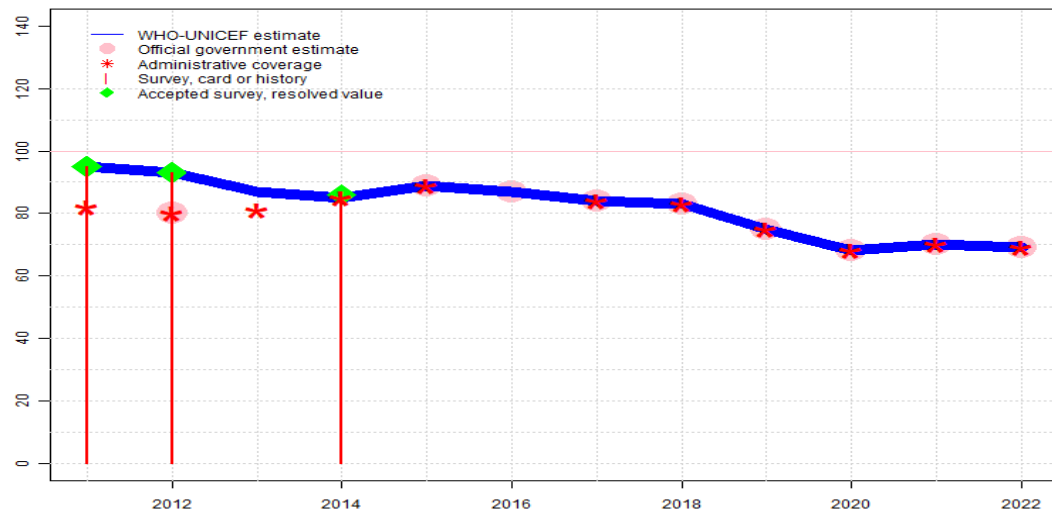
The WHO and UNICEF estimates of national immunization coverage (wuenic) are based on data and information that are of varying, and, in some instances, unknown quality. Beginning with the 2011 revision we describe the grade of confidence (GoC) we have in these estimates. As there is no underlying probability model upon which the estimates are based, we are unable to present classical measures of uncertainty, e.g., confidence intervals. Moreover, we have chosen not to make subjective estimates of plausibility/certainty ranges around the coverage. The GoC reflects the degree of empirical support upon which the estimates are based. It is not a judgment of the quality of data reported by national authorities.

- Estimate is supported by reported data [R+], coverage recalculated with an independent denominator from the World Population Prospects: 2022 revision from the UN Population Division (D+), and at least one supporting survey within 2 years [S+]. While well supported, the estimate still carries a risk of being wrong.
- Estimate is supported by at least one data source; [R+], [S+], or [D+]; and no data source, [R-], [D-], or [S-], challenges the estimate.
- There are no directly supporting data; or data from at least one source; [R-], [D-], [S-]; challenge the estimate.

In all cases these estimates should be used with caution and should be assessed in light of the objective for which they are being used.

Bolivia (Plurinational State of) - Hib3

BOL - Hib3



Description:

- 2022: Estimate informed by reported data. GoC=R+ D+
- 2021: Estimate informed by reported data. GoC=R+ D+
- 2020: Estimate informed by reported data. GoC=R+ D+
- 2019: Estimate is based on estimated DTP3 level. Estimate challenged by: R-
- 2018: Estimate informed by reported data. Results of a 2019 survey, reflecting the 2015-18 birth cohorts, suggest higher coverage levels than reported by the administrative recording and reporting system. At present these survey results are not reflected as WHO and UNICEF work with the country to obtain additional information from the survey report. GoC=R+ D+
- 2017: Estimate informed by reported data. GoC=R+ D+
- 2016: Estimate informed by reported data. GoC=R+ S+
- 2015: Estimate informed by reported data. GoC=R+ S+ D+
- 2014: Estimate informed by interpolation between reported data supported by survey. Survey evidence of 86 percent based on 1 survey(s). Reported data excluded. Programme reported a revised target population. Programme also reported a decrease in the number of children vaccinated compared to 2013 due in part to the ongoing implementation of a new information system. WHO and UNICEF recommend a revision of the coverage data time series with a consistent target population. GoC=R+ S+ D+
- 2013: Reported data calibrated to 2012 and 2014 levels. Estimate challenged by: R-
- 2012: Survey evidence does not support reported data. Estimate based on survey results. Survey evidence of 93 percent based on 1 survey(s). Estimate challenged by: R-
- 2011: Survey evidence does not support reported data. Estimate based on survey results. Survey evidence of 95 percent based on 1 survey(s). Estimate challenged by: R-

	2011	2012	2013	2014	2015	2016	2017	2018	2019	2020	2021	2022
Estimate	95	93	87	85	89	87	84	83	75	68	70	69
Estimate GoC	•	•	•	•••	•••	••	••	••	•	••	••	••
Official	NA	80	NA	NA	89	87	84	83	75	68	70	69
Administrative	82	80	81	85	89	NA	84	83	75	68	70	69
Survey	95	93	NA	86	NA	NA	NA	NA	NA	NA	NA	NA

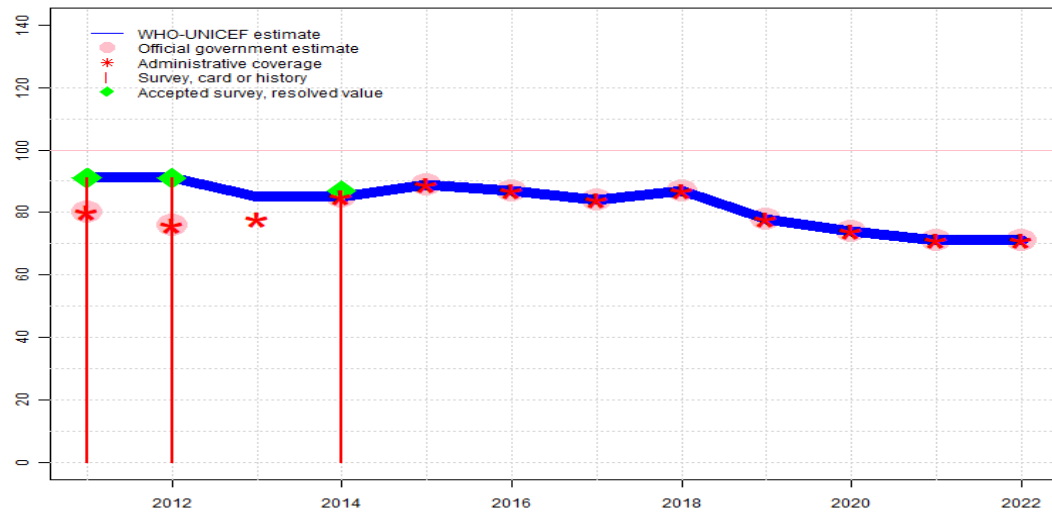
The WHO and UNICEF estimates of national immunization coverage (wuenic) are based on data and information that are of varying, and, in some instances, unknown quality. Beginning with the 2011 revision we describe the grade of confidence (GoC) we have in these estimates. As there is no underlying probability model upon which the estimates are based, we are unable to present classical measures of uncertainty, e.g., confidence intervals. Moreover, we have chosen not to make subjective estimates of plausibility/certainty ranges around the coverage. The GoC reflects the degree of empirical support upon which the estimates are based. It is not a judgment of the quality of data reported by national authorities.

- Estimate is supported by reported data [R+], coverage recalculated with an independent denominator from the World Population Prospects: 2022 revision from the UN Population Division (D+), and at least one supporting survey within 2 years [S+]. While well supported, the estimate still carries a risk of being wrong.
- Estimate is supported by at least one data source; [R+], [S+], or [D+]; and no data source, [R-], [D-], or [S-], challenges the estimate.
- There are no directly supporting data; or data from at least one source; [R-], [D-], [S-]; challenge the estimate.

In all cases these estimates should be used with caution and should be assessed in light of the objective for which they are being used.

Bolivia (Plurinational State of) - RotaC

BOL - RotaC



Description:

- 2022: Estimate informed by reported data. Programme reports three months vaccine stockout at national level. GoC=R+ D+
- 2021: Estimate informed by reported data. GoC=R+ D+
- 2020: Estimate informed by reported data. GoC=R+ D+
- 2019: Estimate informed by reported data. Programme reports a vaccine stockout of unknown duration. GoC=R+ D+
- 2018: Estimate informed by reported data. Results of a 2019 survey, reflecting the 2015-18 birth cohorts, suggest higher coverage levels than reported by the administrative recording and reporting system. At present these survey results are not reflected as WHO and UNICEF work with the country to obtain additional information from the survey report. Programme reports two months vaccine stockout at national level. GoC=R+ D+
- 2017: Estimate informed by reported data. GoC=R+ D+
- 2016: Estimate informed by reported data. GoC=R+ S+ D+
- 2015: Estimate informed by reported data. GoC=R+ S+ D+
- 2014: Estimate informed by reported data supported by survey. Survey evidence of 87 percent based on 1 survey(s). GoC=R+ S+ D+
- 2013: Reported data calibrated to 2012 and 2014 levels. Programme reports a one month stock-out at the national level and in 10 districts. Estimate challenged by: R-
- 2012: Survey evidence does not support reported data. Estimate based on survey results. Survey evidence of 91 percent based on 1 survey(s). Estimate challenged by: D-R-
- 2011: Survey evidence does not support reported data. Estimate based on survey results. Survey evidence of 91 percent based on 1 survey(s). Estimate challenged by: R-

	2011	2012	2013	2014	2015	2016	2017	2018	2019	2020	2021	2022
Estimate	91	91	85	85	89	87	84	87	78	74	71	71
Estimate GoC	•	•	•	•••	•••	•••	••	••	••	••	••	••
Official	80	76	NA	85	89	87	84	87	78	74	71	71
Administrative	80	76	78	85	89	87	84	87	78	74	71	71
Survey	91	91	NA	87	NA	NA	NA	NA	NA	NA	NA	NA

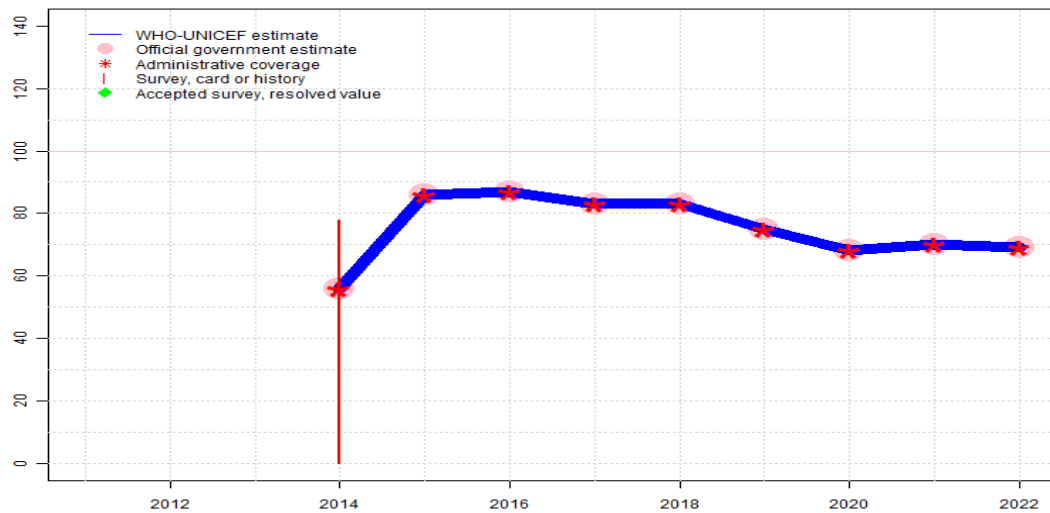
The WHO and UNICEF estimates of national immunization coverage (wuenic) are based on data and information that are of varying, and, in some instances, unknown quality. Beginning with the 2011 revision we describe the grade of confidence (GoC) we have in these estimates. As there is no underlying probability model upon which the estimates are based, we are unable to present classical measures of uncertainty, e.g., confidence intervals. Moreover, we have chosen not to make subjective estimates of plausibility/certainty ranges around the coverage. The GoC reflects the degree of empirical support upon which the estimates are based. It is not a judgment of the quality of data reported by national authorities.

- Estimate is supported by reported data [R+], coverage recalculated with an independent denominator from the World Population Prospects: 2022 revision from the UN Population Division (D+), and at least one supporting survey within 2 years [S+]. While well supported, the estimate still carries a risk of being wrong.
- Estimate is supported by at least one data source; [R+], [S+], or [D+]; and no data source, [R-], [D-], or [S-], challenges the estimate.
- There are no directly supporting data; or data from at least one source; [R-], [D-], [S-]; challenge the estimate.

In all cases these estimates should be used with caution and should be assessed in light of the objective for which they are being used.

Bolivia (Plurinational State of) - PcV3

BOL - PcV3



Description:

- 2022: Estimate informed by reported data. GoC=R+ D+
- 2021: Estimate informed by reported data. GoC=R+ D+
- 2020: Estimate informed by reported data. GoC=R+ D+
- 2019: Estimate informed by reported data. GoC=R+ D+
- 2018: Estimate informed by reported data. Results of a 2019 survey, reflecting the 2015-18 birth cohorts, suggest higher coverage levels than reported by the administrative recording and reporting system. At present these survey results are not reflected as WHO and UNICEF work with the country to obtain additional information from the survey report. GoC=R+ D+
- 2017: Estimate informed by reported data. GoC=R+ D+
- 2016: Estimate informed by reported data. GoC=R+ D+
- 2015: Estimate informed by reported data. GoC=R+ D+
- 2014: Pneumococcal conjugate vaccine introduced during 2014. Estimate based on reported data. Bolivia Demographic and Health Survey (EDSA) 2016 results ignored by working group. Survey covers cohort during vaccine introduction. GoC=R+ D+

	2011	2012	2013	2014	2015	2016	2017	2018	2019	2020	2021	2022
Estimate	NA	NA	NA	56	86	87	83	83	75	68	70	69
Estimate GoC	NA	NA	NA	••	••	••	••	••	••	••	••	••
Official	NA	NA	NA	56	86	87	83	83	75	68	70	69
Administrative	NA	NA	NA	56	86	87	83	83	75	68	70	69
Survey	NA	NA	NA	78	NA	NA	NA	NA	NA	NA	NA	NA

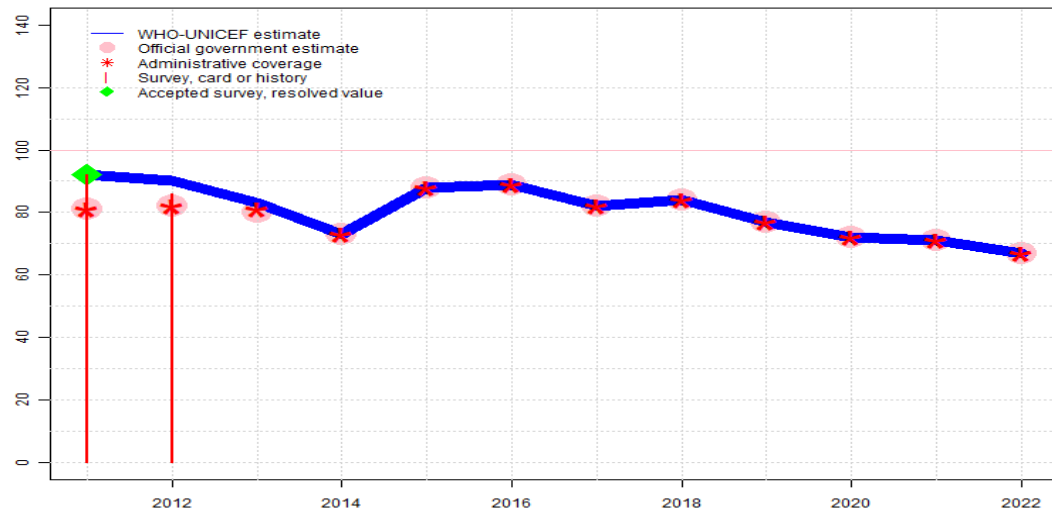
The WHO and UNICEF estimates of national immunization coverage (wuenic) are based on data and information that are of varying, and, in some instances, unknown quality. Beginning with the 2011 revision we describe the grade of confidence (GoC) we have in these estimates. As there is no underlying probability model upon which the estimates are based, we are unable to present classical measures of uncertainty, e.g., confidence intervals. Moreover, we have chosen not to make subjective estimates of plausibility/certainty ranges around the coverage. The GoC reflects the degree of empirical support upon which the estimates are based. It is not a judgment of the quality of data reported by national authorities.

- Estimate is supported by reported data [R+], coverage recalculated with an independent denominator from the World Population Prospects: 2022 revision from the UN Population Division (D+), and at least one supporting survey within 2 years [S+]. While well supported, the estimate still carries a risk of being wrong.
- Estimate is supported by at least one data source; [R+], [S+], or [D+]; and no data source, [R-], [D-], or [S-], challenges the estimate.
- There are no directly supporting data; or data from at least one source; [R-], [D-], [S-]; challenge the estimate.

In all cases these estimates should be used with caution and should be assessed in light of the objective for which they are being used.

Bolivia (Plurinational State of) - YFV

BOL - YFV



	2011	2012	2013	2014	2015	2016	2017	2018	2019	2020	2021	2022
Estimate	92	90	83	73	88	89	82	84	77	72	71	67
Estimate GoC	•	•	•	••	••	••	••	••	••	••	••	••
Official	81	82	80	73	88	89	82	84	77	72	71	67
Administrative	81	82	81	73	88	89	82	84	77	72	71	67
Survey	92	86	NA	NA	NA	NA	NA	NA	NA	NA	NA	NA

The WHO and UNICEF estimates of national immunization coverage (wuenic) are based on data and information that are of varying, and, in some instances, unknown quality. Beginning with the 2011 revision we describe the grade of confidence (GoC) we have in these estimates. As there is no underlying probability model upon which the estimates are based, we are unable to present classical measures of uncertainty, e.g., confidence intervals. Moreover, we have chosen not to make subjective estimates of plausibility/certainty ranges around the coverage. The GoC reflects the degree of empirical support upon which the estimates are based. It is not a judgment of the quality of data reported by national authorities.

- Estimate is supported by reported data [R+], coverage recalculated with an independent denominator from the World Population Prospects: 2022 revision from the UN Population Division (D+), and at least one supporting survey within 2 years [S+]. While well supported, the estimate still carries a risk of being wrong.
- Estimate is supported by at least one data source; [R+], [S+], or [D+]; and no data source, [R-], [D-], or [S-], challenges the estimate.
- There are no directly supporting data; or data from at least one source; [R-], [D-], [S-]; challenge the estimate.

In all cases these estimates should be used with caution and should be assessed in light of the objective for which they are being used.

Description:

- 2022: Estimate informed by reported data. GoC=R+ D+
- 2021: Estimate informed by reported data. GoC=R+ D+
- 2020: Estimate informed by reported data. GoC=R+ D+
- 2019: Estimate informed by reported data. GoC=R+ D+
- 2018: Estimate informed by reported data. Results of a 2019 survey, reflecting the 2015-18 birth cohorts, suggest higher coverage levels than reported by the administrative recording and reporting system. At present these survey results are not reflected as WHO and UNICEF work with the country to obtain additional information from the survey report. GoC=R+ D+
- 2017: Estimate informed by reported data. GoC=R+ D+
- 2016: Estimate informed by reported data. GoC=R+ D+
- 2015: Estimate informed by reported data. GoC=R+ D+
- 2014: Estimate is based on estimated MCV1 coverage. Reported data on the number of doses administered for YFV was lower than that for MCV1. GoC=R+ D+
- 2013: Reported data calibrated to 2011 and 2014 levels. Estimate challenged by: R-
- 2012: Reported data calibrated to 2011 and 2014 levels. Bolivia National Immunization Coverage Survey 2013 results ignored by working group. YFV is recommended at 12-23 months and therefore the survey result may not reflect doses received during the second year of life. Estimate challenged by: R-
- 2011: Survey evidence does not support reported data. Estimate based on survey results. Survey evidence of 92 percent based on 1 survey(s). Full vaccine supply available. Estimate challenged by: R-

Bolivia (Plurinational State of) - survey details

NOTE: A survey to measure vaccination coverage for infants (i.e., children aged 0 to 11 months) will sample children aged 12 to 23 months at the time of survey to capture the youngest annual cohort of children who should have completed the vaccination schedule. Because WUENIC are for infant vaccinations, survey data in this report are presented to reflect the birth year of the youngest survey cohort. For example, results for a survey conducted during December 2020 among children aged 12 to 23 months at the time of the survey reflect the immunization experience of children born in 2019. Depending on the timing of survey field work, results may reflect the immunization experience of children born and vaccinated 1 or 2 years prior to the survey field work.

2018 Bolivia Encuesta Nacional de Cobertura de Vacunación - ENCOVA 2019

Vaccine	Confirmation method	Coverage	Age cohort	Sample	Cards seen
BCG	Card or Facility	99.2	12-23 m	-	-
DTP3	Card or Facility	95.5	12-23 m	-	-
Hepb3	Card or Facility	95.5	12-23 m	-	-
Hib3	Card or Facility	95.5	12-23 m	-	-
MCV1	Card or Facility	91.3	12-23 m	-	-
Pol3	Card or Facility	95.4	12-23 m	-	-
RotaC	Card or Facility	92.5	12-23 m	-	-

2014 Bolivia Demographic and Health Survey (EDSA) 2016

Vaccine	Confirmation method	Coverage	Age cohort	Sample	Cards seen
BCG	Card or History	97.6	18-29 m	1007	63
DTP1	Card or History	96.6	18-29 m	1007	63
DTP3	Card or History	85.5	18-29 m	1007	63
HepB1	Card or History	96.6	18-29 m	1007	63
HepB3	Card or History	85.5	18-29 m	1007	63
Hib1	Card or History	96.6	18-29 m	1007	63
Hib3	Card or History	85.5	18-29 m	1007	63
MCV1	Card or History	91.4	18-29 m	1007	63
PCV3	Card or History	78.4	18-29 m	1007	63
Pol1	Card or History	96.5	18-29 m	1007	63

Pol3	Card or History	85	18-29 m	1007	63
RotaC	Card or History	86.9	18-29 m	1007	63

2012 Bolivia Encuesta Nacional de Cobertura de Vacunacion ENCOVA 2013

Vaccine	Confirmation method	Coverage	Age cohort	Sample	Cards seen
BCG	Card or History	99.7	12-23 m	1069	-
DTP3	Card or History	92.8	12-23 m	1069	-
HepB3	Card or History	92.8	12-23 m	1069	-
Hib3	Card or History	92.8	12-23 m	1069	-
MCV1	Card or History	90.2	12-23 m	1069	-
Pol3	Card or History	93.1	12-23 m	1069	-
RotaC	Card or History	91.1	12-23 m	1069	-
YFV	Card or History	85.9	12-23 m	1069	-

2011 Bolivia Encuesta Nacional de Cobertura de Vacunacion ENCOVA 2013

Vaccine	Confirmation method	Coverage	Age cohort	Sample	Cards seen
BCG	Card or History	99.6	18-29 m	1060	-
DTP3	Card or History	94.9	18-29 m	1060	-
HepB3	Card or History	94.9	18-29 m	1060	-
Hib3	Card or History	94.9	18-29 m	1060	-
MCV1	Card or History	95.5	18-29 m	1060	-
Pol3	Card or History	94.8	18-29 m	1060	-
RotaC	Card or History	91.2	18-29 m	1060	-
YFV	Card or History	92.3	18-29 m	1060	-

2006 Bolivia Encuesta Nacional de Demografía y Salud 2008

Vaccine	Confirmation method	Coverage	Age cohort	Sample	Cards seen
BCG	Card	76	18-29 m	1689	76
BCG	Card or History	98.4	18-29 m	1689	76
BCG	History	22.4	18-29 m	1689	76
DTP1	Card	75.2	18-29 m	1689	76
DTP1	Card or History	97	18-29 m	1689	76
DTP1	History	21.8	18-29 m	1689	76
DTP3	Card	70	18-29 m	1689	76

Bolivia (Plurinational State of) - survey details

DTP3	Card or History	85.7	18-29 m	1689	76
DTP3	History	15.8	18-29 m	1689	76
HepB1	Card	75.2	18-29 m	1689	76
HepB1	Card or History	97	18-29 m	1689	76
HepB1	History	21.8	18-29 m	1689	76
HepB3	Card	70	18-29 m	1689	76
HepB3	Card or History	85.7	18-29 m	1689	76
HepB3	History	15.8	18-29 m	1689	76
Hib1	Card	75.2	18-29 m	1689	76
Hib1	Card or History	97	18-29 m	1689	76
Hib1	History	21.8	18-29 m	1689	76
Hib3	Card	70	18-29 m	1689	76
Hib3	Card or History	85.7	18-29 m	1689	76
Hib3	History	15.8	18-29 m	1689	76
MCV1	Card	68	18-29 m	1689	76
MCV1	Card or History	85.8	18-29 m	1689	76
MCV1	History	17.7	18-29 m	1689	76
Pol1	Card	75.4	18-29 m	1689	76
Pol1	Card or History	97.3	18-29 m	1689	76
Pol1	History	21.9	18-29 m	1689	76
Pol3	Card	70.2	18-29 m	1689	76
Pol3	Card or History	85.8	18-29 m	1689	76
Pol3	History	15.5	18-29 m	1689	76

2002 Encuesta Nacional de Demografía y Salud, ENDSA 2003

Vaccine	Confirmation method	Coverage	Age cohort	Sample	Cards seen
BCG	Card	76	12-23 m	1861	79
BCG	Card or History	93.4	12-23 m	1861	79
BCG	History	17.4	12-23 m	1861	79
DTP1	Card	77.4	12-23 m	1861	79
DTP1	Card or History	94.4	12-23 m	1861	79
DTP1	History	17	12-23 m	1861	79
DTP3	Card	62.8	12-23 m	1861	79
DTP3	Card or History	71.5	12-23 m	1861	79
DTP3	History	8.7	12-23 m	1861	79
MCV1	Card	53.5	12-23 m	1861	79
MCV1	Card or History	63.9	12-23 m	1861	79
MCV1	History	10.4	12-23 m	1861	79
Pol1	Card	77.4	12-23 m	1861	79
Pol1	Card or History	93.5	12-23 m	1861	79
Pol1	History	16	12-23 m	1861	79
Pol3	Card	62.9	12-23 m	1861	79
Pol3	Card or History	68.1	12-23 m	1861	79
Pol3	History	5.2	12-23 m	1861	79

2006 Encuesta de cobertura vacunal de SR 15-39 años y SRP en niños de 12-23 meses

Vaccine	Confirmation method	Coverage	Age cohort	Sample	Cards seen
MCV1	C or H <24 months	81	0-24 m	597	65

2005 Encuesta de cobertura vacunal de SR 15-39 años y SRP en niños de 12-23 meses

Vaccine	Confirmation method	Coverage	Age cohort	Sample	Cards seen
MCV1	Card	51.6	12-59 m	597	65
MCV1	Card or History	91.8	12-59 m	597	65
MCV1	History	40.2	12-59 m	597	65

1999 Bolivia, Encuesta de múltiples indicadores por conglomerados 2000 (MICS 2000), 2001

Vaccine	Confirmation method	Coverage	Age cohort	Sample	Cards seen
BCG	Card	48.9	12-23 m	642	54
BCG	Card or History	92.5	12-23 m	642	54
BCG	History	43.6	12-23 m	642	54
DTP1	Card	49.2	12-23 m	642	54
DTP1	Card or History	92.1	12-23 m	642	54
DTP1	History	42.9	12-23 m	642	54
DTP3	Card	41.4	12-23 m	642	54
DTP3	Card or History	71.7	12-23 m	642	54
DTP3	History	30.3	12-23 m	642	54
MCV1	Card	41.6	12-23 m	642	54
MCV1	Card or History	78.9	12-23 m	642	54

Bolivia (Plurinational State of) - survey details

MCV1	History	37.3	12-23 m	642	54
Pol1	Card	48.9	12-23 m	642	54
Pol1	Card or History	91.6	12-23 m	642	54
Pol1	History	42.7	12-23 m	642	54
Pol3	Card	42.2	12-23 m	642	54
Pol3	Card or History	57.3	12-23 m	642	54
Pol3	History	15.1	12-23 m	642	54

1997 República de Bolivia, Encuesta Nacional de Demografía y Salud 1998

Vaccine	Confirmation method	Coverage	Age cohort	Sample	Cards seen
BCG	C or H <12 months	84.8	12-23 m	1275	40
BCG	Card	38.7	12-23 m	1275	40
BCG	Card or History	87.4	12-23 m	1275	40
BCG	History	48.7	12-23 m	1275	40
DTP1	C or H <12 months	77.9	12-23 m	1275	40
DTP1	Card	38.9	12-23 m	1275	40

DTP1	Card or History	81.6	12-23 m	1275	40
DTP1	History	42.6	12-23 m	1275	40
DTP3	C or H <12 months	41.1	12-23 m	1275	40
DTP3	Card	27.7	12-23 m	1275	40
DTP3	Card or History	48.6	12-23 m	1275	40
DTP3	History	20.9	12-23 m	1275	40
MCV1	C or H <12 months	11.7	12-23 m	1275	40
MCV1	Card	22.1	12-23 m	1275	40
MCV1	Card or History	50.8	12-23 m	1275	40
MCV1	History	28.7	12-23 m	1275	40
Pol1	C or H <12 months	81	12-23 m	1275	40
Pol1	Card	38.9	12-23 m	1275	40
Pol1	Card or History	84.4	12-23 m	1275	40
Pol1	History	45.5	12-23 m	1275	40
Pol3	C or H <12 months	32.4	12-23 m	1275	40
Pol3	Card	27.5	12-23 m	1275	40
Pol3	Card or History	39.1	12-23 m	1275	40
Pol3	History	11.6	12-23 m	1275	40

Bolivia (Plurinational State of) - survey details

Further information and estimates for previous years are available at:

<https://data.unicef.org/topic/child-health/immunization/>

<https://immunizationdata.who.int/listing.html>